

HSBC Global Investment Funds

GLOBAL INVESTMENT GRADE SECURITISED CREDIT BOND

Monthly report 31 May 2026 | Share class AM2

Fund center



Risk Disclosure

- The Fund invests mainly in global asset backed securities and mortgage backed securities.
- Asset backed securities and mortgage backed securities may subject to additional risks and volatility.
- The Fund may pay dividends out of capital or gross of expenses. Dividend is not guaranteed and may result in capital erosion and reduction in net asset value.
- The Fund may invest in financial derivative instruments for investment purpose which may lead to higher volatility to its net asset value.
- The Fund's investments may involve substantial credit, credit rating, currency, volatility, liquidity, general debt securities, interest rate, valuation, geographic concentration, tax and political risks. Investors may suffer substantial loss of their investments in the Fund.
- Portfolio Currency Hedged Share Classes or RMB denominated class are subject to higher currency and exchange rate risks.
- Investors should not invest solely based on factsheet and should read the offering documents for details.

Investment objective

The Fund aims to provide long term capital growth and income by investing in a portfolio of investment grade securitised credit, while promoting ESG characteristics. The Fund qualifies under Article 8 of SFDR.

Investment strategy

The Fund is actively managed and is not constrained by a benchmark. In normal market conditions, the Fund will invest at least 90% of its assets in securitised bonds that are rated at least BBB- by a credit rating agency; including asset backed securities, commercial mortgage-backed securities, collateralised loan obligations and residential mortgage-backed securities. The Fund may also invest in other bonds issued by companies, or issued or guaranteed by governments, government related entities and supranational bodies worldwide. The Fund includes the identification and analysis of a company's environmental and social factors and corporate governance practices as an integral part of the investment decision making process. Issuers considered for inclusion within the Fund's portfolio will be subject to excluded activities in accordance with HSBC Asset Management's Responsible Investment Policies, which may change from time to time. The Fund may invest up to 10% in onshore Chinese bonds traded on the China Interbank Bond Market (and up to 10% in other funds). The Fund may temporarily invest in cash and money-market instruments issued by governments in developed markets. See the Prospectus for a full description of the investment objectives and derivative usage.

Share Class Details

Key metrics	
NAV per Share	USD 9.07
Yield to maturity	5.50%
Fund facts	
UCITS V compliant	Yes
Dividend treatment	Distributing
Distribution Frequency	Monthly
Dividend ex-date	22 May 2026
Dividend annualised yield*	5.46%
Dividend Amount	0.040267
Dealing frequency	Daily
Share Class Base Currency	USD
Domicile	Luxembourg
Inception date	29 May 2018
Fund Size	USD 4,637,134,314
Managers	Andrew John Jackson
Fees and expenses	
Minimum initial investment (HK) ¹	USD 1,000
Maximum initial charge (HK)	3.000%
Management fee	0.900%
Codes	
ISIN	LU1728044204
Bloomberg ticker	HSGAAM2 LX

¹Please note that initial minimum subscription may vary across different distributors

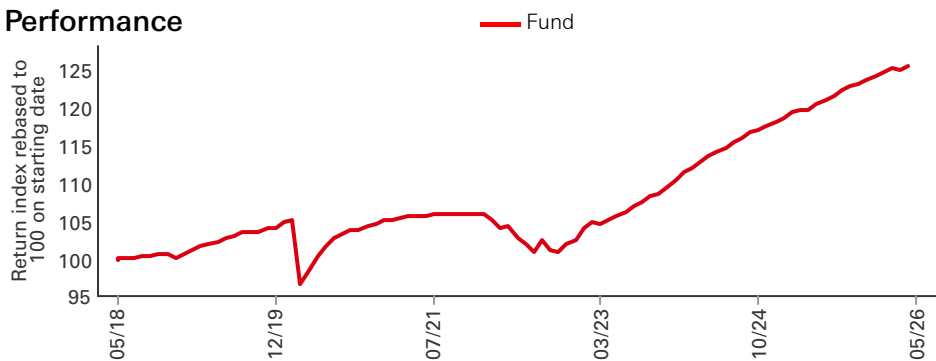
Past performance does not predict future returns. The figures are calculated in the share class base currency, NAV to NAV basis with dividend reinvested, net of fees. If investment performance is not denominated in HKD or USD, HKD or USD based investors are exposed to exchange rate fluctuations. *The fund may pay dividends out of capital or gross of expenses.
Fund change that may have material impact on performance: 16 Nov 2018 - Change in the manner of charging sales charge / switching charge.

Until 23 August 2019 the name of the fund was HSBC Global Investment Funds – Global Asset-Backed Bond

For definition of terms, please refer to the Glossary QR code.

Source: HSBC Asset Management, data as at 31 May 2026

Performance



Performance (%)	YTD	1 month	3 months	6 months	1 year	3 years	5 years
AM2	1.57	0.41	0.78	2.01	4.78	19.34	19.22

Calendar year performance (%)	2021	2022	2023	2024	2025
AM2	1.21	-3.19	7.66	6.93	5.23

The calendar year return of the first year is calculated between share class inception date and calendar year end of first year if the share class has less than 5-year history. Results are cumulative

3-Year Risk Measures	AM2	Reference benchmark	5-Year Risk Measures	AM2	Reference benchmark
Volatility	0.80%	--	Volatility	1.99%	--
Sharpe ratio	1.44	--	Sharpe ratio	0.01	--

Fixed Income Characteristics	Fund	Reference benchmark	Relative
No. of holdings ex cash	486	--	--
Yield to maturity	5.50%	--	--
Spread above SOFR	1.45%	--	--
Floating rate weight	82.11	--	--
Modified duration	0.54	--	--
Spread duration	2.57	--	--
Weighted average life	2.87	--	--
Average Credit Quality	AA	--	--
Portfolio distribution yield	5.18%	--	--

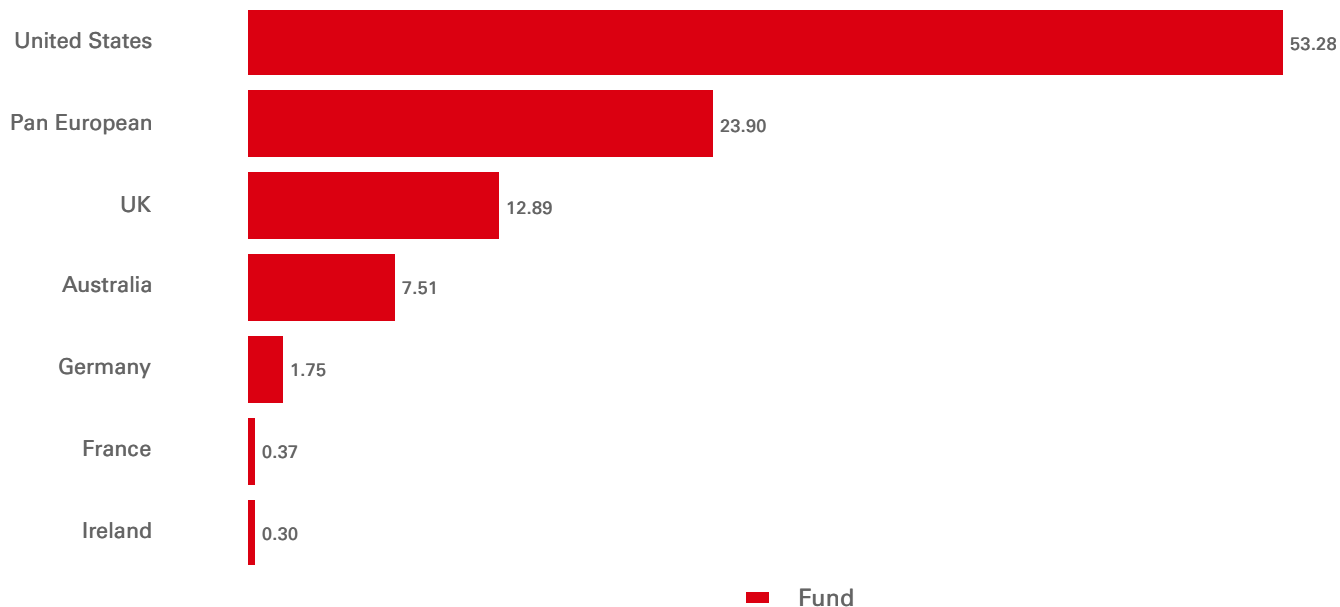
Credit rating (%)	Fund	Reference benchmark	Relative	Weighted average life (%)	Fund	Reference benchmark	Relative
AAA	35.47	--	--	0 - 2 years	24.12	--	--
AA	37.88	--	--	2 - 5 years	72.19	--	--
A	22.62	--	--	5 - 10 years	3.69	--	--
Cash	4.02	--	--				

Past performance does not predict future returns. The figures are calculated in the share class base currency, NAV to NAV basis with dividend reinvested, net of fees. If investment performance is not denominated in HKD or USD, HKD or USD based investors are exposed to exchange rate fluctuations. *The fund may pay dividends out of capital or gross of expenses.

For definition of terms, please refer to the Glossary QR code.

Source: HSBC Asset Management, data as at 31 May 2026

Geographical Allocation (%)




Sector Allocation (%)	Fund	Reference benchmark	Relative
CLO	44.57	--	--
RMBS prime	18.47	--	--
CMBS	18.05	--	--
RMBS Rental	4.92	--	--
RMBS non-conforming	4.80	--	--
Whole Business ABS	3.06	--	--
Autos	1.09	--	--
Student Loan ABS	0.55	--	--
Consumer Loans	0.48	--	--
Cash	4.02	--	--

HSBC ESG Score	ESG score	E	S	G
Fund	6.4	--	--	--

A proprietary methodology is used to calculate a company ESG rating. A higher number indicates a more favourable ESG profile in the view of HSBC.

Follow us on:



For more information please contact us
at Tel: 852 2284 1111.

Website:
www.assetmanagement.hsbc.com/hk

Glossary



[www.assetmanagement.hsbc.com/hk/
api/v1/download/document/
lu0164865239/hk/en/glossary](http://www.assetmanagement.hsbc.com/hk/api/v1/download/document/lu0164865239/hk/en/glossary)

Important Information

The material contained herein is for marketing purposes and is for your information only. This document is not contractually binding nor are we required to provide this to you by any legislative provision. It does not constitute legal, tax or investment advice or a recommendation to any reader of this material to buy or sell investments. You must not, therefore, rely on the content of this document when making any investment decisions.

Investors should not invest in the Fund solely based on the information provided in this document and should read the offering document of the Fund for details.

This document is prepared for general information purposes only and does not have any regard to the specific investment objectives, financial situation and the particular needs of any specific person who may receive it. Any views and opinions expressed are subject to change without notice. This document does not constitute an offering document and should not be construed as a recommendation, an offer to sell or the solicitation of an offer to purchase or subscribe to any investment. Any forecast, projection or target where provided is indicative only and is not guaranteed in any way. HSBC Asset Management accepts no liability for any failure to meet such forecast, projection or target. HSBC Asset Management has based this document on information obtained from sources it reasonably believes to be reliable. However, HSBC Asset Management does not warrant, guarantee or represent, expressly or by implication, the accuracy, validity or completeness of such information. Investment involves risk. Past performance is not indicative of future performance. Please refer to the offering document for further details including the risk factors. This document has not been reviewed by the Securities and Futures Commission. Copyright © HSBC Global Asset Management (Hong Kong) Limited 2026. All rights reserved. This document is issued by HSBC Global Asset Management (Hong Kong) Limited.

For definition of terms, please refer to the Glossary QR code.
Source: HSBC Asset Management, data as at 31 May 2026