

HSBC Global Investment Funds

GLOBAL HIGH YIELD BOND

Monthly report 30 April 2026 | Share class AM3HRMB

Fund center



Risk Disclosure

- The Fund invests mainly in non-investment grade and unrated bonds.
- The Fund may pay dividends out of capital or gross of expenses. Dividend is not guaranteed and may result in capital erosion and reduction in net asset value.
- The Fund may invest in financial derivative instruments for investment purpose which may lead to higher volatility to its net asset value.
- The Fund's investments may involve substantial credit, credit rating, currency, volatility, liquidity, interest rate, general debt securities, non-investment grade and unrated debt securities, sovereign debt, geographic concentration, emerging markets, tax and political risks. Investors may suffer substantial loss of their investments in the Fund.
- Portfolio Currency Hedged Share Classes or RMB denominated class are subject to higher currency and exchange rate risks.
- Investors should not invest solely based on factsheet and should read the offering documents for details.

Investment objective

The Fund aims to provide capital growth and income by investing in a portfolio of non-investment grade bonds (denominated in US dollars).

Investment strategy

The Fund is actively managed. In normal market conditions, the Fund will invest at least 90% of its assets in non-investment grade bonds and other high yielding bonds (including unrated bonds) issued or guaranteed by governments, government-related entities, state sponsored enterprises, local or regional governments, supranational entities and by companies. The Fund may invest up to 30% in investment grade bonds to manage liquidity and up to 10% in asset-backed securities. The Fund may invest up to 10% in onshore Chinese bonds. Issuers considered for inclusion within the Fund's portfolio will be subject to excluded activities in accordance with HSBC Asset Management's Responsible Investment Policies. The Fund may invest up to 10% in securities issued by or guaranteed by any single government issuer with a credit rating below investment grade. The Fund may invest up to 10% in convertible bonds and up to 15% in contingent convertible securities. The Fund may invest up to 10% in other funds. The Fund will normally hedge non-USD exposures into USD. The exposure to non-USD currencies will be up to 20% of assets. See the Prospectus for a full description of the investment objectives and derivative usage.

Share Class Details

Key metrics

NAV per Share	CNH 7.79
Yield to maturity	6.59%

Fund facts

UCITS V compliant	Yes
Dividend treatment	Distributing
Distribution Frequency	Monthly
Dividend ex-date	28 April 2026
Dividend annualised yield*	3.46%
Dividend Amount	0.022172
Dealing frequency	Daily
Currency Hedged	Fully Hedged
Share Class Base Currency	CNH
Domicile	Luxembourg
Inception date	24 May 2018
Fund Size	USD 1,139,806,967
Managers	Ricky Liu

Fees and expenses

Minimum initial investment (HK) ¹	RMB 10,000
Maximum initial charge (HK)	3.000%
Management fee	1.100%

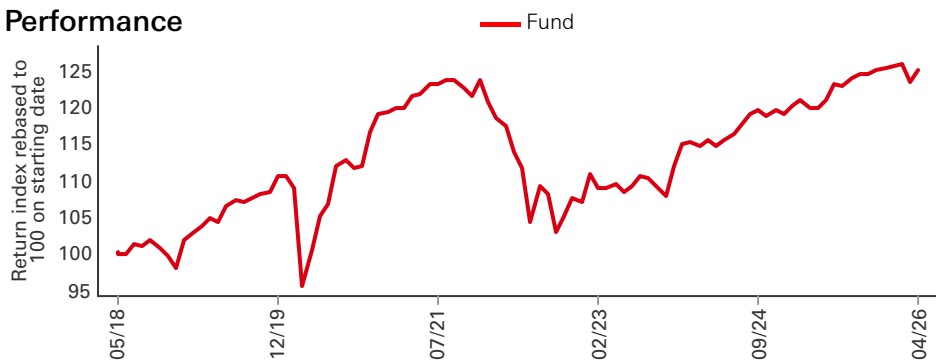
Codes

ISIN	LU1086682371
Bloomberg ticker	HSGAMHM LX

¹Please note that initial minimum subscription may vary across different distributors

Past performance does not predict future returns. The figures are calculated in the share class base currency, NAV to NAV basis with dividend reinvested, net of fees. If investment performance is not denominated in HKD or USD, HKD or USD based investors are exposed to exchange rate fluctuations. *The fund may pay dividends out of capital or gross of expenses. Reference Performance Benchmark: ICE BofA BB-B Developed Market High Yield Constrained Index since 03 July 2023. Before that, the benchmark was 100% ICE BofA Global High Yield BB-B Constrained (USD Hedged; net of transaction costs). Fund change that may have material impact on performance: 16 Nov 2018 - Change in the manner of charging sales charge / switching charge. For definition of terms, please refer to the Glossary QR code. Source: HSBC Asset Management, data as at 30 April 2026

Performance



Performance (%)	YTD	1 month	3 months	6 months	1 year	3 years	5 years
AM3HRMB	-0.23	1.44	-0.45	0.42	4.29	14.26	2.91

Calendar year performance (%)	2021	2022	2023	2024	2025
AM3HRMB	3.81	-13.25	7.30	3.56	5.30

The calendar year return of the first year is calculated between share class inception date and calendar year end of first year if the share class has less than 5-year history. Results are cumulative

3-Year Risk Measures	AM3HRMB	Reference benchmark	5-Year Risk Measures	AM3HRMB	Reference benchmark
Volatility	3.80%	--	Volatility	6.18%	--
Sharpe ratio	0.52	--	Sharpe ratio	-0.33	--

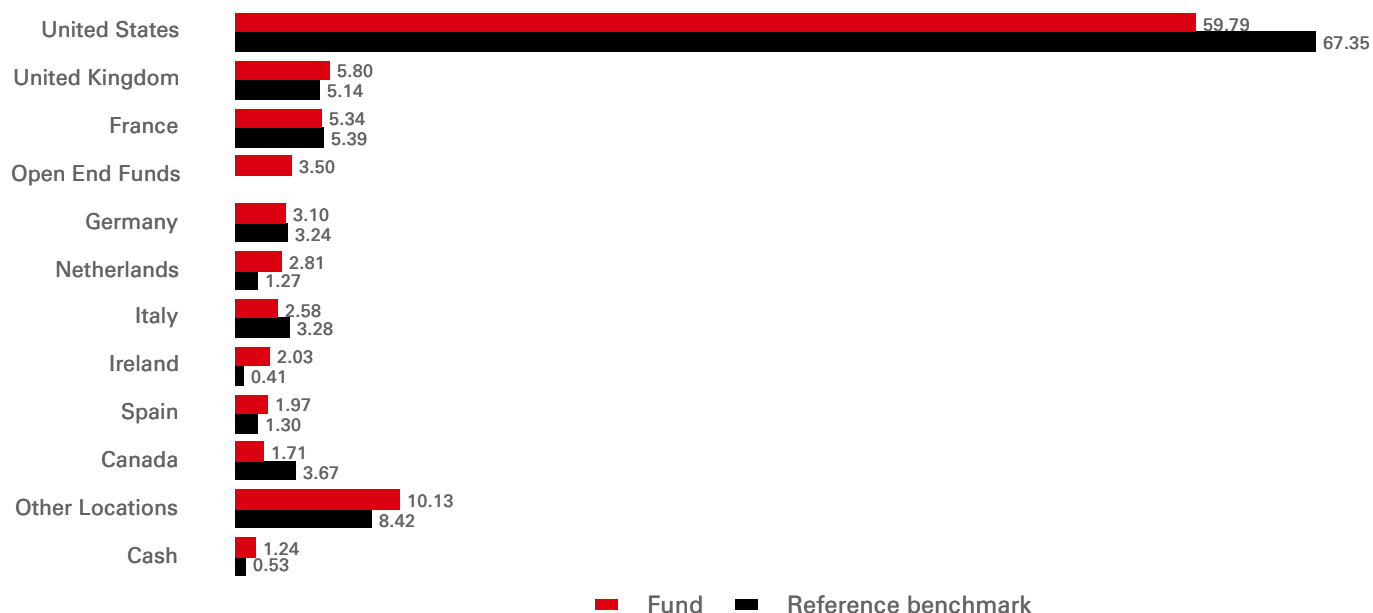
Fixed Income Characteristics	Fund	Reference benchmark	Relative
No. of holdings ex cash	556	2,398	--
Average coupon rate	6.84	6.24	0.60
Portfolio yield	6.09%	6.10%	-0.01%
Effective duration	3.02	2.98	0.05
Average maturity	4.03	3.72	0.30
Average Credit Quality	BB/BB-	BB-/B+	--
Number of issuers	358	1057	--

Credit rating (%)	Fund	Reference benchmark	Relative	Sleeve Maturity Breakdown (%)	Fund	Reference benchmark	Relative
AAA	0.00	--	0.00	USD	68.22	75.02	-6.81
BBB	8.35	0.49	7.86	EUR	21.22	24.86	-3.64
BB	51.11	62.55	-11.45	Overlay	7.70	--	7.70
B	32.92	35.37	-2.45	EM	2.87	0.12	2.75
CCC	3.53	1.01	2.53				
NR	2.86	0.05	2.81				
Cash	1.24	0.53	0.71				

Past performance does not predict future returns. The figures are calculated in the share class base currency, NAV to NAV basis with dividend reinvested, net of fees. If investment performance is not denominated in HKD or USD, HKD or USD based investors are exposed to exchange rate fluctuations. *The fund may pay dividends out of capital or gross of expenses. The benchmark data is that of the reference benchmark of the fund, as this data is calculated at fund level rather than share class level. The reference benchmark of the fund is 100% ICE BofA BB-B Developed Market High Yield Constrained Index (USD Hedged) For definition of terms, please refer to the Glossary QR code. Source: HSBC Asset Management, data as at 30 April 2026

Maturity Breakdown (Effective duration)	Reference benchmark			Currency Allocation (%)	Reference benchmark		
	Fund	benchmark	Relative		Fund	benchmark	Relative
0-2 years	0.24	0.23	0.01	USD	99.41	100.00	-0.59
2-5 years	1.62	1.75	-0.13	EUR	0.57	0.00	0.57
5-10 years	1.06	0.86	0.19	GBP	0.02	0.00	0.02
10+ years	0.11	0.14	-0.03	HKD	0.00	0.00	0.00
Total	3.02	2.98	0.05	MXN	0.00	0.00	0.00
				ZAR	0.00	0.00	0.00
				AUD	0.00	0.00	0.00
				CHF	0.00	0.00	0.00
				SGD	0.00	0.00	0.00
				CAD	0.00	0.00	0.00
				Other Currencies	0.00	0.00	0.00


Geographical Allocation (%)



Sector Allocation (%)	Fund	Reference benchmark	Relative
Communications	14.68	15.51	-0.83
Consumer Cyclical	13.89	19.58	-5.69
Financial Institutions	13.28	11.53	1.75
Consumer Non Cyclical	10.22	11.06	-0.84
Energy	9.62	9.63	0.00
Technology	7.14	7.32	-0.18
Capital Goods	6.37	9.48	-3.11
Basic Industry	6.05	5.99	0.06
Utility	5.55	3.83	1.73
Mutual Fund	5.21	--	5.21
Other Sectors	6.76	5.56	1.20
Cash	1.24	0.53	0.71

Top 10 Holdings	Weight (%)
PANTHER ESCROW 7.125 01/06/31	0.68
CCO HOLDINGS LLC 7.375 01/03/31	0.63
CHS/COMMUNITY 10.875 15/01/32	0.52
CQP HOLDCO LP/BI 7.500 15/12/33	0.52
VENTURE GLOBAL L 9.875 01/02/32	0.51
IRON MOUNTAIN 6.250 15/01/33	0.51
SV RNO PROPERTY 5.875 01/03/31	0.49
BAUSCH + LOMB CO 8.375 01/10/28	0.49
ECHOSTAR CORP 10.750 30/11/29	0.46
BLUE RACER MID/F 7.250 15/07/32	0.46

Follow us on:



For more information please contact us
at Tel: 852 2284 1111.

Website:
www.assetmanagement.hsbc.com/hk

Glossary



www.assetmanagement.hsbc.com/hk/api/v1/download/document/lu0164865239/hk/en/glossary

Index Disclaimer

Source ICE Data Indices, LLC ("ICE DATA"), is used with permission. ICE DATA, ITS AFFILIATES AND THEIR RESPECTIVE THIRD PARTY SUPPLIERS DISCLAIM ANY AND ALL WARRANTIES AND REPRESENTATIONS, EXPRESS AND/OR IMPLIED, INCLUDING ANY WARRANTIES OF MERCHANTABILITY OR FITNESS FOR A PARTICULAR PURPOSE OR USE, INCLUDING THE INDICES, INDEX DATA AND ANY DATA INCLUDED IN, RELATED TO, OR DERIVED THEREFROM. NEITHER ICE DATA, ITS AFFILIATES NOR THEIR RESPECTIVE THIRD PARTY SUPPLIERS SHALL BE SUBJECT TO ANY DAMAGES OR LIABILITY WITH RESPECT TO THE ADEQUACY, ACCURACY, TIMELINESS OR COMPLETENESS OF THE INDICES OR THE INDEX DATA OR ANY COMPONENT THEREOF, AND THE INDICES AND INDEX DATA AND ALL COMPONENTS THEREOF ARE PROVIDED ON AN "AS IS" BASIS AND YOUR USE IS AT YOUR OWN RISK. ICE DATA, ITS AFFILIATES AND THEIR RESPECTIVE THIRD PARTY SUPPLIERS DO NOT SPONSOR, ENDORSE, OR RECOMMEND HSBC Asset Management, OR ANY OF ITS PRODUCTS OR SERVICES.

Benchmark disclosure

The Investment Advisor will use its discretion to invest in securities not included in the reference benchmark based on active investment management strategies and specific investment opportunities. It is foreseen that a significant percentage of the Fund's investments will be components of the reference benchmark. However, their weightings may deviate materially from those of the reference benchmark. The deviation of the Fund's performance and underlying investments' weightings relative to the benchmark are monitored, but not constrained, to a defined range.

Important Information

The material contained herein is for marketing purposes and is for your information only. This document is not contractually binding nor are we required to provide this to you by any legislative provision. It does not constitute legal, tax or investment advice or a recommendation to any reader of this material to buy or sell investments. You must not, therefore, rely on the content of this document when making any investment decisions.

Investors should not invest in the Fund solely based on the information provided in this document and should read the offering document of the Fund for details.

This document is prepared for general information purposes only and does not have any regard to the specific investment objectives, financial situation and the particular needs of any specific person who may receive it. Any views and opinions expressed are subject to change without notice. This document does not constitute an offering document and should not be construed as a recommendation, an offer to sell or the solicitation of an offer to purchase or subscribe to any investment. Any forecast, projection or target where provided is indicative only and is not guaranteed in any way. HSBC Asset Management accepts no liability for any failure to meet such forecast, projection or target. HSBC Asset Management has based this document on information obtained from sources it reasonably believes to be reliable. However, HSBC Asset Management does not warrant, guarantee or represent, expressly or by implication, the accuracy, validity or completeness of such information. Investment involves risk. Past performance is not indicative of future performance. Please refer to the offering document for further details including the risk factors. This document has not been reviewed by the Securities and Futures Commission. Copyright © HSBC Global Asset Management (Hong Kong) Limited 2026. All rights reserved. This document is issued by HSBC Global Asset Management (Hong Kong) Limited.

For definition of terms, please refer to the Glossary QR code.
Source: HSBC Asset Management, data as at 30 April 2026