

# HSBC Global Investment Funds

## CHINESE EQUITY

Monthly report 30 June 2025 | Share class ACHKD

Fund center



### Risk Disclosure

- The Fund invests mainly in Chinese equities.
- The Fund is subject to the geographic concentration and emerging market risks of investing in mainland China.
- The Fund may invest in onshore Chinese securities through various market access schemes and China A-shares Access Products. Such investments involve additional risks, including the risks associated with China's tax rules and practices.
- The Fund may invest in financial derivative instruments for investment purpose which may lead to higher volatility to its net asset value.
- The Fund's investments may involve currency, volatility, liquidity, equity market risks, risk associated with small/mid-capitalisation companies, China A-shares/B shares and China A-share access products, mainland china market, tax and political risks. Investors may suffer substantial loss of their investments in the Fund.
- Investors should not invest solely based on factsheet and should read the offering documents for details.



### Investment objective

The Fund aims to provide long term capital growth by investing in a portfolio of Chinese shares, while promoting environmental, social and governance (ESG) characteristics. The Fund qualifies under Article 8 of SFDR.



### Investment strategy

The Fund is actively managed. In normal market conditions, the Fund will invest at least 90% of its assets in shares (or securities similar to shares) of companies of any size that are based in or carry out the larger part of their business activities in, China, including Hong Kong SAR. The Fund includes the identification and analysis of a company's environmental and social factors and corporate governance practices as an integral part of the investment decision making process. Companies considered for inclusion within the Fund's portfolio will be subject to excluded activities in accordance with HSBC Asset Management's Responsible Investment Policies, which may change from time to time. The Fund can invest up to 70% in China A and China B-shares, up to 10% of its assets in other funds, up to 10% in Real Estate Investment Trusts and may invest in bank deposits and money market instruments for treasury purposes. See the Prospectus for a full description of the investment objectives and derivative usage.

### Share Class Details

#### Key metrics

NAV per Share	<b>HKD 6.89</b>
Volatility 3 years	<b>27.31%</b>

#### Fund facts

UCITS V compliant	<b>Yes</b>
Dividend treatment	<b>Accumulating</b>
Dealing frequency	<b>Daily</b>
Share Class Base Currency	<b>HKD</b>
Domicile	<b>Luxembourg</b>
Inception date	<b>18 March 2021</b>
Fund Size	<b>USD 750,329,405</b>
Reference benchmark	<b>100% MSCI China 10/40 Net</b>
Managers	<b>Caroline Yu Maurer</b>

#### Fees and expenses

Minimum initial investment (HK) <sup>1</sup>	<b>USD 5,000</b>
Maximum initial charge (HK)	<b>4.500%</b>
Management fee	<b>1.500%</b>

#### Codes

ISIN	<b>LU0871576103</b>
Bloomberg ticker	<b>HSCACHK LX</b>

<sup>1</sup>Please note that initial minimum subscription may vary across different distributors

**Past performance does not predict future returns. The figures are calculated in the share class base currency, NAV to NAV basis with dividend reinvested, net of fees. If investment performance is not denominated in HKD or USD, HKD or USD based investors are exposed to exchange rate fluctuations. \*The fund may pay dividends out of capital or gross of expenses.**

**Reference Performance Benchmark: MSCI China 10/40 Net since 1 Feb 2009.**

**From 1 Jun 2005 - 31 Jan 2009, the benchmark was MSCI China Gross.**

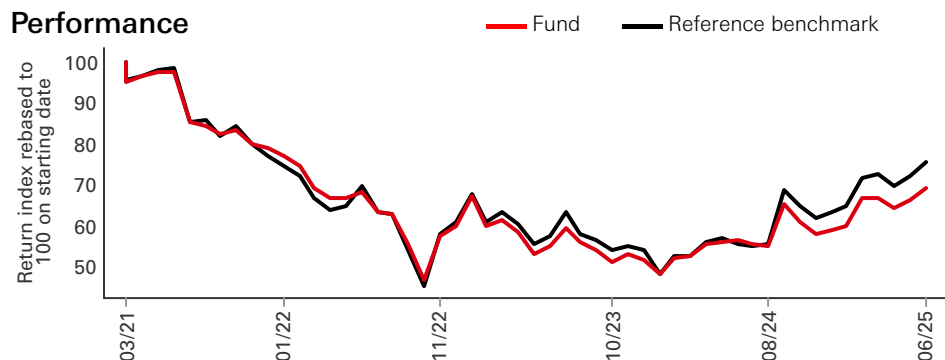
**Before that was CLSA China World Price.**

**Prior to 31 Dec 1997 was Peregrine Greater China Price.**

**For definition of terms, please refer to the Glossary QR code.**

**Source: HSBC Asset Management, data as at 30 June 2025**

## Performance



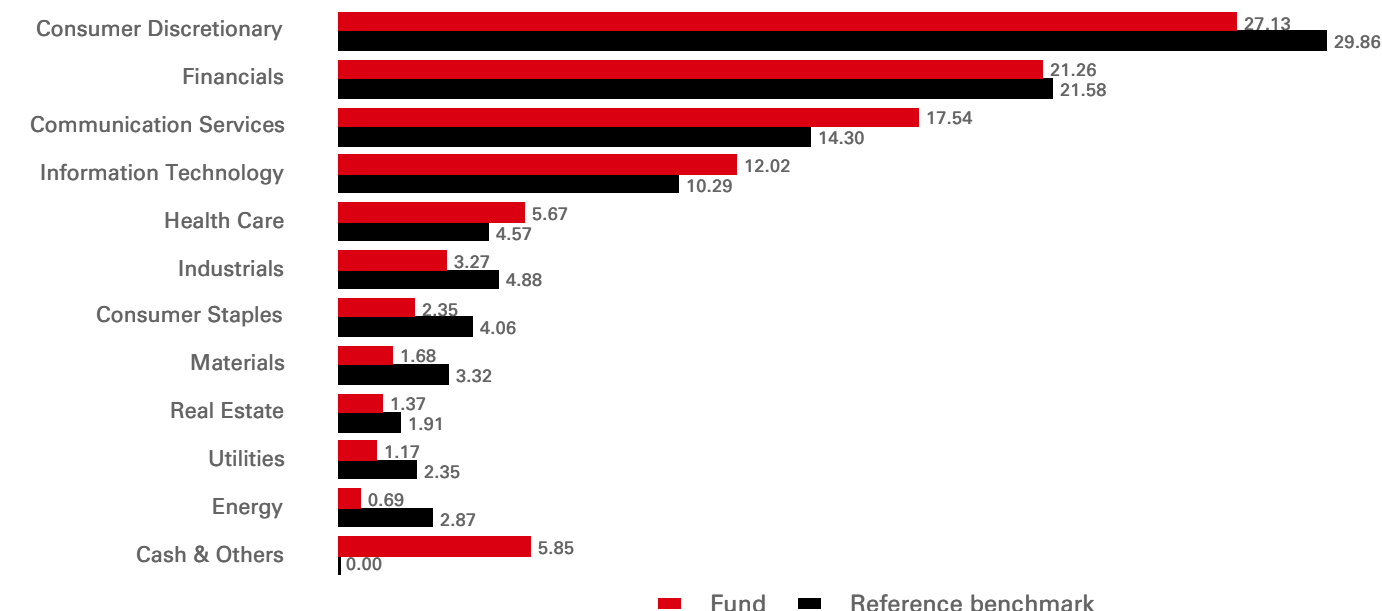
Performance (%)	YTD	1 month	3 months	6 months	1 year	3 years	5 years	Since Inception
<b>ACHKD</b>	<b>16.73</b>	<b>4.35</b>	<b>3.02</b>	<b>16.73</b>	<b>21.89</b>	<b>1.13</b>	--	<b>-31.12</b>
Reference benchmark	18.54	4.29	3.53	18.54	35.14	8.39	--	-24.80

Calendar year performance (%)	2020	2021	2022	2023	2024
<b>ACHKD</b>	--	<b>-21.17</b>	<b>-24.27</b>	<b>-13.62</b>	<b>14.43</b>
Reference benchmark	--	-22.93	-21.44	-10.93	17.64

The calendar year return of the first year is calculated between share class inception date and calendar year end of first year if the share class has less than 5-year history.  
Results are cumulative


Equity characteristics	Fund	Reference benchmark	3-Year Risk Measures	ACHKD	Reference benchmark
No. of holdings ex cash	74	557	Volatility	27.31%	31.77%
Average Market Cap (USD Mil)	160,604	123,805	Information ratio	-0.33	--
			Beta	0.84	--

## Sector Allocation (%)



Top 10 Holdings	Sector	Weight (%)
Tencent Holdings Ltd	Communication Services	9.33
Alibaba Group Holding Ltd	Consumer Discretionary	8.47
Xiaomi Corp	Information Technology	7.77
China Construction Bank Corp	Financials	7.17
NetEase Inc	Communication Services	4.76
Industrial & Commercial Bank of China Ltd	Financials	3.32
Pop Mart International Group Ltd	Consumer Discretionary	3.14
PDD Holdings Inc	Consumer Discretionary	3.13
Meituan	Consumer Discretionary	2.57
BYD Co Ltd	Consumer Discretionary	2.47

Follow us on:



For more information please contact us  
at Tel: 852 2284 1111.

Website:  
[www.assetmanagement.hsbc.com/hk](http://www.assetmanagement.hsbc.com/hk)

---

#### Glossary



[www.assetmanagement.hsbc.com/hk/  
api/v1/download/document/  
lu0164865239/hk/en/glossary](http://www.assetmanagement.hsbc.com/hk/api/v1/download/document/lu0164865239/hk/en/glossary)

## Index Disclaimer

Source: MSCI. The MSCI information may only be used for your internal use, may not be reproduced or disseminated in any form and may not be used as a basis for or a component of any financial instruments or products or indices. None of the MSCI information is intended to constitute investment advice or a recommendation to make (or refrain from making) any kind of investment decision and may not be relied on as such. Historical data and analysis should not be taken as an indication or guarantee of any future performance analysis, forecast or prediction. The MSCI information is provided on an “as is” basis and the user of this information assumes the entire risk of any use made of this information. MSCI, each of its affiliates and each other person involved in or related to compiling, computing or creating any MSCI information (collectively, the “MSCI Parties”) expressly disclaims all warranties (including, without limitation, any warranties of originality, accuracy, completeness, timeliness, non-infringement, merchantability and fitness for a particular purpose) with respect to this information. Without limiting any of the foregoing, in no event shall any MSCI Party have any liability for any direct, indirect, special, incidental, punitive, consequential (including, without limitation, lost profits) or any other damages. ([www.msci.com](http://www.msci.com))

## Benchmark disclosure

The Investment Advisor will use its discretion to invest in securities not included in the reference benchmark based on active investment management strategies and specific investment opportunities. It is foreseen that a significant percentage of the Fund's investments will be components of the reference benchmark. However, their weightings may deviate materially from those of the reference benchmark. Any deviations with respect to the benchmark are monitored within a comprehensive risk framework, which includes monitoring at security level. The deviation of the Fund's performance relative to the benchmark is monitored, but not constrained, to a defined range. The reference benchmark has a high level of concentration. This means that a small number of securities make up a significant proportion of the benchmark.

**For definition of terms, please refer to the Glossary QR code.**  
**Source: HSBC Asset Management, data as at 30 June 2025**

## Important Information

The material contained herein is for marketing purposes and is for your information only. This document is not contractually binding nor are we required to provide this to you by any legislative provision. It does not constitute legal, tax or investment advice or a recommendation to any reader of this material to buy or sell investments. You must not, therefore, rely on the content of this document when making any investment decisions. Investors should not invest in the Fund solely based on the information provided in this document and should read the offering document of the Fund for details.

This document is prepared for general information purposes only and does not have any regard to the specific investment objectives, financial situation and the particular needs of any specific person who may receive it. Any views and opinions expressed are subject to change without notice. This document does not constitute an offering document and should not be construed as a recommendation, an offer to sell or the solicitation of an offer to purchase or subscribe to any investment. Any forecast, projection or target where provided is indicative only and is not guaranteed in any way. HSBC Asset Management accepts no liability for any failure to meet such forecast, projection or target. HSBC Asset Management has based this document on information obtained from sources it reasonably believes to be reliable. However, HSBC Asset Management does not warrant, guarantee or represent, expressly or by implication, the accuracy, validity or completeness of such information. Investment involves risk. Past performance is not indicative of future performance. Please refer to the offering document for further details including the risk factors. This document has not been reviewed by the Securities and Futures Commission. Copyright © HSBC Global Asset Management (Hong Kong) Limited 2025. All rights reserved. This document is issued by HSBC Global Asset Management (Hong Kong) Limited.