

HSBC Global Funds ICAV

Global Corporate Bond UCITS ETF*

Monthly report 31 May 2025 | Share class HCHKD (HUSD)

Fund center



Risk Disclosure

- The Fund is a passively managed index fund that aims to track the Bloomberg Barclays Global Aggregate Corporate Bond Index (total return hedged to USD). There is no guarantee or assurance of exact replication of the Index. The manager will not have the discretion to adapt to market changes due to the inherent investment nature of the Fund. A fall in the index will result in a similar fall in the net asset value of the Fund.
- The Fund is subject to the risk of investing in emerging markets.
- Mortgage backed securities and asset backed securities may subject to additional risks and volatility.
- The credit rating and/or credit quality of a debt instrument or its issuer may decline. In the event of such decline, the value of the Fund may be adversely affected.
- The Fund may invest in financial derivative instruments for investment purpose which may lead to higher volatility to its net asset value.
- The Fund's investments may involve substantial credit, currency, volatility, liquidity, general debt securities, interest rate, tax, Eurozone and political risks. Investors may suffer substantial loss of their investments in the Fund.
- Investors should not invest in the Fund solely based on the information provided in this document and should read the offering document of the Fund for details.



Investment objective

The Fund aims to provide regular income and capital growth by tracking as closely as possible the performance of the Bloomberg Global Aggregate Corporate Bond Index (total return hedged to US dollars) (the Index).



Investment strategy

The Index is comprised of investment grade corporate bonds. The Fund will be passively managed and will invest in corporate investment grade bonds, corporate emerging market bonds and other bonds all of which are Index constituents. It uses an investment technique called optimisation, which seeks to minimise the difference in return between the Fund and the Index by considering tracking error (the risk that the Fund return varies from the Index return) and trading costs when constructing a portfolio. The Fund will not necessarily invest in every Index constituent or invest proportionally to each constituents' Index weight and may invest in assets outside of the Index, such as: bonds with a credit rating of Ba1, BB+ and below; bonds issued by governments, government-related and supranational entities; as well as cash, money market instruments and funds. The Fund can invest in bonds issued in developed and emerging markets.

The Fund's primary currency exposure is to USD.

See the Prospectus for a full description of the investment objectives and derivative usage.

Share Class Details

Key metrics

NAV per Share	HKD 11.10
Yield to maturity	4.67%

Fund facts

UCITS V compliant	Yes
Dividend treatment	Accumulating
Dealing frequency	Daily
Share Class Base Currency	HKD
Domicile	Ireland
Inception date	29 May 2019
Fund Size	USD 2,637,945,944
Reference benchmark	100% Bloomberg Global Aggregate Corporate Bond Index USD Hedged
Managers	HSBC Passive Fixed Income Team

Fees and expenses

Minimum initial investment (HK)	HKD 10,000
Ongoing Charge Figure ¹	0.280%
Maximum initial charge (HK)	0.000%

Codes

ISIN	IE00BJXS6P07
Bloomberg ticker	HSCBSHH ID

¹Ongoing Charges Figure is based on expenses over a year. The figure includes annual management charge but not the transaction costs. Such figures may vary from time to time.

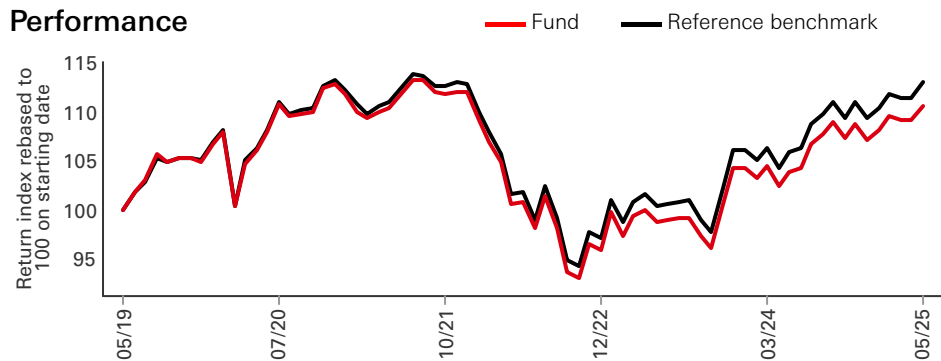
Past performance does not predict future returns. The figures are calculated in the share class base currency, NAV to NAV basis with dividend reinvested, net of fees. If investment performance is not denominated in HKD or USD, HKD or USD based investors are exposed to exchange rate fluctuations. *The fund may pay dividends out of capital or gross of expenses.

The fund changed its name from HSBC Global Funds ICAV – Global Corporate Bond Index Fund on May 18th, 2023. *The fund is not authorized as an exchange traded fund listed in Hong Kong

For definition of terms, please refer to the Glossary QR code.

Source: HSBC Asset Management, data as at 31 May 2025

Performance



Performance (%)	YTD	1 month	3 months	6 months	1 year	3 years	5 years
HCHKD (HUSD)	3.23	1.32	0.95	1.72	6.56	9.72	4.35
Reference benchmark	3.32	1.33	0.99	1.84	6.79	11.07	6.33

Calendar year performance (%)	2020	2021	2022	2023	2024
HCHKD (HUSD)	7.60	-0.79	-14.44	8.72	2.86
Reference benchmark	7.74	-0.25	-14.02	9.15	3.15

The calendar year return of the first year is calculated between share class inception date and calendar year end of first year if the share class has less than 5-year history. Results are cumulative

3-Year Risk Measures	HCHKD (HUSD)	Reference benchmark	5-Year Risk Measures	HCHKD (HUSD)	Reference benchmark
Volatility	5.97%	5.76%	Volatility	5.44%	5.20%
Sharpe ratio	-0.20	-0.13	Sharpe ratio	-0.35	-0.29
Tracking error	1.41%	--	Tracking error	1.47%	--
Information ratio	-0.31	--	Information ratio	-0.27	--

Fixed Income Characteristics	Fund	Reference benchmark	Relative
No. of holdings ex cash	3,705	17,246	--
Average coupon rate	4.23	4.02	0.21
Portfolio yield	4.61%	4.60%	0.01%
Effective duration	5.86	5.85	0.01
Average maturity	8.45	8.32	0.13
Average Credit Quality	A-/BBB+	A-/BBB+	--
Number of issuers	962	2179	--

Credit rating (%)	Fund	Reference benchmark	Relative	Maturity Breakdown (Effective duration)	Fund	Reference benchmark	Relative
AAA	0.72	0.70	0.02	0-2 years	0.19	0.20	-0.01
AA	8.71	8.05	0.66	2-5 years	1.06	1.13	-0.07
A	43.46	44.03	-0.57	5-10 years	1.91	1.80	0.11
BBB	46.58	47.22	-0.64	10+ years	2.70	2.73	-0.03
BB	0.11	--	0.11	Total	5.86	5.85	0.01
NR	0.00	--	0.00				
Cash	0.42	--	0.42				


Past performance does not predict future returns. The figures are calculated in the share class base currency, NAV to NAV basis with dividend reinvested, net of fees. If investment performance is not denominated in HKD or USD, HKD or USD based investors are exposed to exchange rate fluctuations. *The fund may pay dividends out of capital or gross of expenses.

For definition of terms, please refer to the Glossary QR code.

Source: HSBC Asset Management, data as at 31 May 2025

Currency Allocation (%)	Fund	Reference benchmark	Relative
USD	99.95	100.00	-0.05
EUR	0.02	--	0.02
AUD	0.02	--	0.02
GBP	0.02	--	0.02
CHF	0.01	--	0.01
Other Currencies	-0.02	--	-0.02

Geographical Allocation (%)




■ Fund ■ Reference benchmark

Sector Allocation (%)	Fund	Reference benchmark	Relative
Financial Institutions	39.19	39.35	-0.16
Consumer Non cyclical	13.48	13.26	0.21
Utility	9.18	9.11	0.08
Consumer Cyclical	7.62	7.94	-0.32
Communications	6.76	6.84	-0.09
Technology	6.65	6.56	0.09
Energy	5.63	5.87	-0.24
Capital Goods	4.89	4.96	-0.08
Transportation	2.84	2.74	0.10
Basic Industry	2.46	2.68	-0.22
Other Sectors	0.88	0.69	0.19
Cash	0.42	--	0.42

Top 10 Holdings	Weight (%)
UBS GROUP 7.750 01/03/29	0.20
JP MORGAN CHASE 5.110 08/12/26	0.17
COMCAST CORP 0.000 14/09/26	0.16
PACIFICORP 5.800 15/01/55	0.16
DIGITAL REALTY 5.550 15/01/28	0.16
THERMO FISHER 0.800 18/10/30	0.16
AERCAP IRELAND 6.450 15/04/27	0.15
HSBC HOLDINGS 6.332 09/03/44	0.15
IBM CORP 3.625 06/02/31	0.15
CITIGROUP INC 6.174 25/05/34	0.14

Follow us on:



Website:

www.assetmanagement.hsbc.com/hk

Website:

www.assetmanagement.hsbc.com/hk

Glossary



[www.assetmanagement.hsbc.com/hk/
api/v1/download/document/
lu0164865239/hk/en/glossary](http://www.assetmanagement.hsbc.com/hk/api/v1/download/document/lu0164865239/hk/en/glossary)

Index Disclaimer

Bloomberg® is a trademark and service mark of Bloomberg Finance L.P. (collectively with its affiliates, "Bloomberg"). Barclays® is a trademark and service mark of Barclays Bank Plc (collectively with its affiliates, "Barclays"), used under license. Bloomberg or Bloomberg's licensors, including Barclays, own all proprietary rights in the Bloomberg Barclays Indices. Neither Bloomberg nor Barclays approve or endorse this material, or guarantees the accuracy or completeness of any information herein, or makes any warranty, express or implied, as to the results to be obtained therefrom and, to the maximum extent allowed by law, neither shall have any liability or responsibility for injury or damages arising in connection therewith.

Important Information

The material contained herein is for marketing purposes and is for your information only. This document is not contractually binding nor are we required to provide this to you by any legislative provision. It does not constitute legal, tax or investment advice or a recommendation to any reader of this material to buy or sell investments. You must not, therefore, rely on the content of this document when making any investment decisions.

Investors should not invest in the Fund solely based on the information provided in this document and should read the offering document of the Fund for details.

This document is prepared for general information purposes only and does not have any regard to the specific investment objectives, financial situation and the particular needs of any specific person who may receive it. Any views and opinions expressed are subject to change without notice. This document does not constitute an offering document and should not be construed as a recommendation, an offer to sell or the solicitation of an offer to purchase or subscribe to any investment. Any forecast, projection or target where provided is indicative only and is not guaranteed in any way. HSBC Asset Management accepts no liability for any failure to meet such forecast, projection or target. HSBC Asset Management has based this document on information obtained from sources it reasonably believes to be reliable. However, HSBC Asset Management does not warrant, guarantee or represent, expressly or by implication, the accuracy, validity or completeness of such information. Investment involves risk. Past performance is not indicative of future performance. Please refer to the offering document for further details including the risk factors. This document has not been reviewed by the Securities and Futures Commission. Copyright © HSBC Global Asset Management (Hong Kong) Limited 2025. All rights reserved. This document is issued by HSBC Global Asset Management (Hong Kong) Limited.

For definition of terms, please refer to the Glossary QR code.
Source: HSBC Asset Management, data as at 31 May 2025