

## HSBC Collective Investment Trust

# HSBC India Multi Income Fund

Monthly report 31 May 2025 | Share class AM30-EUR

Fund center



## Risk Disclosure

- The fund will be invested in fixed income securities, equities securities, money market and cash instruments and other instruments that are related to India.
- The Fund is subject to the geographic concentration and emerging market risks of investing in a single emerging market, as well as India market risks.
- The Fund may invest in other collective investment schemes, and need to bear the underlying funds' fees and expenses on top of the Fund's own fees and expenses.
- The Fund may pay dividends out of capital or gross of expenses. Dividend is not guaranteed and may result in capital erosion and reduction in net asset value.
- The Fund may invest in financial derivative instruments for investment purpose which may lead to higher volatility to its net asset value.
- The Fund's investments may involve credit, credit rating, currency, volatility, liquidity, general debt securities, non-investment grade and unrated debt securities, general equity market, investment strategy risk on multi-asset income, sovereign debt, risk associated with small/mid-capitalisation companies, tax and political risks. Investors may suffer substantial loss of their investments in the Fund.
- Base Currency Hedged Share Classes and RMB denominated Class are subject to higher currency and exchange rate risks.
- Investors should not invest solely based on factsheet and should read the offering documents for details.



## Investment objective

The Sub-Fund aims to provide income and moderate growth through an active asset allocation in a diversified portfolio of fixed income securities and equity securities, money market and cash instruments and other instruments that are related to India.



## Investment strategy

The Manager's approach is to consider the qualitative and quantitative fundamental factors such as economic outlook, market valuations, income (e.g. coupons, interest and dividends) for the different asset classes and use these to decide the Sub-Fund's asset allocation, favouring assets with high income potential and superior long term expected returns. The Manager assesses risk using long term volatilities and correlations between asset classes to forecast the portfolio volatility from different asset allocation mixes with the aim to fit an allocation that is aligned with the Sub-Fund's risk tolerance. The assumptions underlying the asset allocation and expected returns are reviewed continuously to ensure they remain the Manager's best estimates within the overall research framework. The Fund would adopt a flexible approach to asset allocation with a bias towards income-generating securities.

## Share Class Details

### Key metrics

NAV per Share **EUR 10.07**

### Fund facts

UCITS V compliant **No**

Dividend treatment **Distributing**

Distribution Frequency **Monthly**

Dividend ex-date **30 May 2025**

Dividend annualised yield\* **3.42%**

Dividend Amount **0.028300**

Dealing frequency **Daily**

Share Class Base Currency **EUR**

Domicile **Hong Kong SAR**

Inception date **12 January 2024**

Fund Size **USD 57,992,485**

Managers **Gloria Jing**

### Fees and expenses

Minimum initial investment (HK)<sup>1</sup> **EUR 850**

Maximum initial charge (HK) **3.000%**

Management fee **1.600%**

### Codes

ISIN **HK0000959863**

Bloomberg ticker **HBHSIAM HK**

<sup>1</sup>Please note that initial minimum subscription may vary across different distributors

**Past performance does not predict future returns. The figures are calculated in the share class base currency, NAV to NAV basis with dividend reinvested, net of fees. If investment performance is not denominated in HKD or USD, HKD or USD based investors are exposed to exchange rate fluctuations. \*The fund may pay dividends out of capital or gross of expenses.**

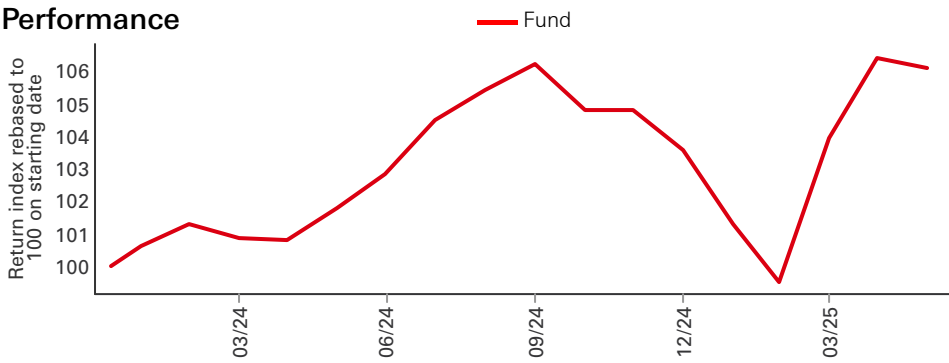
**Past performance does not predict future returns. The figures are calculated in the share class base currency, NAV to NAV basis with dividend reinvested, net of fees. If investment performance is not denominated in HKD or USD, HKD or USD based investors are exposed to exchange rate fluctuations. \*The fund may pay dividends out of capital or gross of expenses.**

**Performance figures will only be published once the share class has achieved a six months track record.**

**For definition of terms, please refer to the Glossary QR code.**

**Source: HSBC Asset Management, data as at 31 May 2025**

Performance



Performance (%)	YTD	1 month	3 months	6 months	1 year	3 years	5 years	Since Inception
AM30-EUR	2.43	-0.29	6.63	1.20	4.21	--	--	6.07

Calendar year performance (%)	2020	2021	2022	2023	2024
AM30-EUR	--	--	--	--	3.56

The calendar year return of the first year is calculated between share class inception date and calendar year end of first year if the share class has less than 5-year history. Results are cumulative

Currency Allocation (%)	Asset allocation (%)	Fund
Indian rupee	India Equity	24.63
US Dollar	India Large Cap Equity	15.63
Singapore dollar	India Mid Cap Equity	5.34
Canadian Dollar	India Small Cap Equity	3.66
Chinese Yuan	India Bond	75.49
Euro	India INR Government Bonds	37.13
Pound Sterling	India INR Corporate Bonds	10.72
Australian Dollar	India USD IG Corporate Bonds	21.52
Hong Kong Dollar	India USD HY Bonds	6.13
	Cash	-0.12

Past performance does not predict future returns. The figures are calculated in the share class base currency, NAV to NAV basis with dividend reinvested, net of fees. If investment performance is not denominated in HKD or USD, HKD or USD based investors are exposed to exchange rate fluctuations. \*The fund may pay dividends out of capital or gross of expenses.

Past performance does not predict future returns. The figures are calculated in the share class base currency, NAV to NAV basis with dividend reinvested, net of fees. If investment performance is not denominated in HKD or USD, HKD or USD based investors are exposed to exchange rate fluctuations. \*The fund may pay dividends out of capital or gross of expenses.

Performance figures will only be published once the share class has achieved a six months track record.

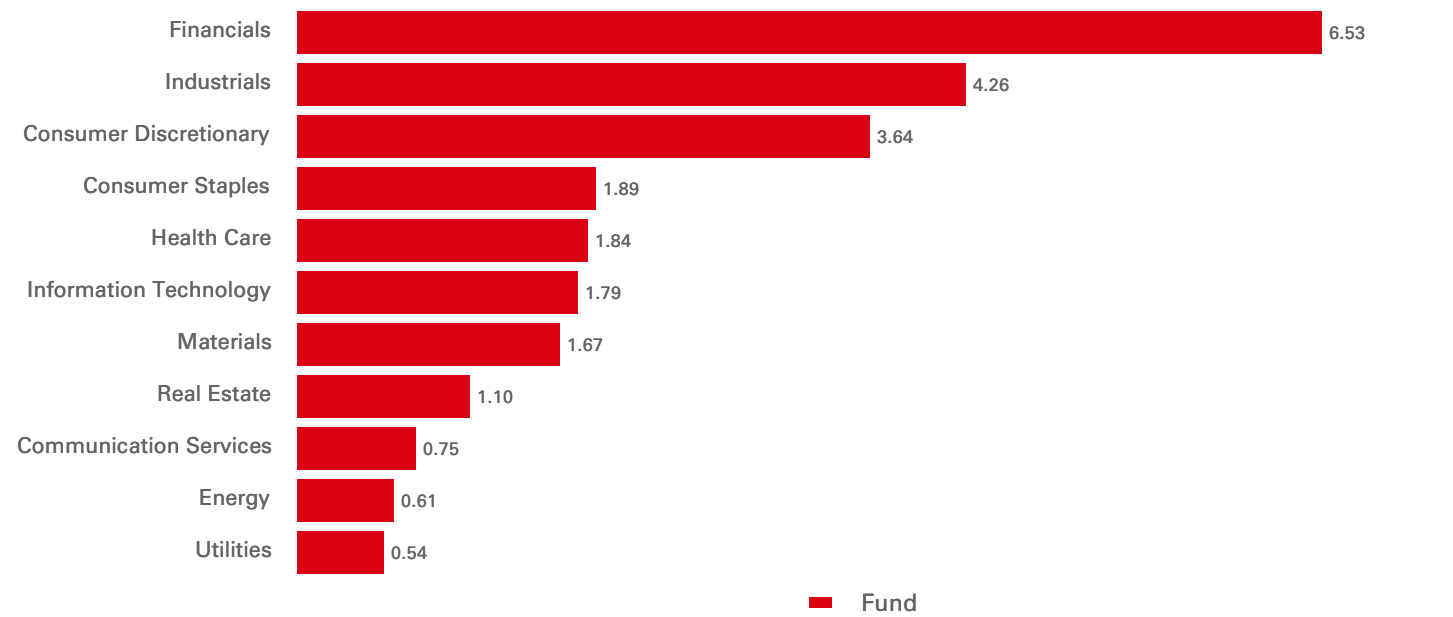
For definition of terms, please refer to the Glossary QR code.

Source: HSBC Asset Management, data as at 31 May 2025

Equity top 10 holdings	Sector	Weight (%)
ICICI Bank Ltd	Financials	1.17
DLF Ltd	Real Estate	0.87
Infosys Ltd	Information Technology	0.78
Nippon Life India Asset Manage	Financials	0.77
Bharti Airtel Ltd	Communication Services	0.75
Multi Commodity Exchange of In	Financials	0.71
Larsen & Toubro Ltd	Industrials	0.66
Godrej Consumer Products Ltd	Consumer Staples	0.65
State Bank of India	Financials	0.62
Axis Bank Ltd	Financials	0.62

Equity characteristics	Fund	Reference benchmark
Average Market Cap (USD Mil)	37,624	--
Price/earning ratio	29.99	--
Portfolio yield	0.85%	--

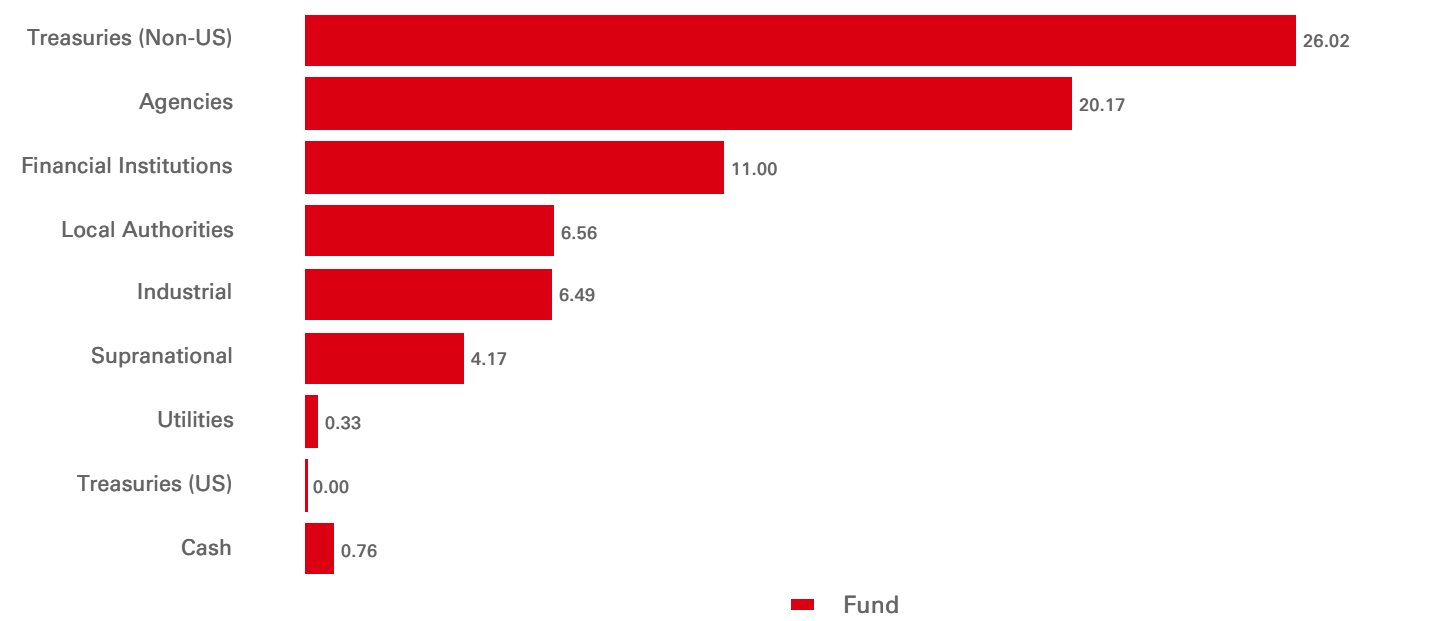
**Equity sector allocation (%)**



Fixed Income Characteristics	Fund	Reference benchmark	Relative	Credit rating (%)	Fund	Reference benchmark	Relative
Portfolio yield	7.07%	--	--	AAA	4.17	--	--
Yield to maturity	7.09%	--	--	BBB	52.57	--	--
Modified duration	6.30	--	--	BB	5.56	--	--
Average Credit Quality	BBB/BBB-	--	--	B	0.51	--	--
				NR	11.92	--	--
				Cash	0.76	--	--

Fixed income top 10 holdings	Sector	Weight (%)
INDIA GOVERNMENT BOND 7.180 24/07/2037 INR	Government Bond	6.64
INDIA GOVERNMENT BOND 7.300 19/06/2053 INR	Government Bond	5.56
SMALL IND DEV BNK OF IND 7.830 24/11/2028 INR	Corporate Bond	5.42
INDIA GOVERNMENT BOND 7.340 22/04/2064 INR	Government Bond	4.36
INDIA GOVERNMENT BOND 7.100 08/04/2034 INR	Government Bond	4.33
INDIA GOVERNMENT BOND 7.090 05/08/2054 INR	Government Bond	4.30
EXPORT-IMPORT BK INDIA 5.500 13/01/2035 USD	Agency Bond	3.58
MAHARASTRA 7.710 08/11/2033 INR	Municipal Bond	3.29
BAJAJ FINANCE LTD 7.600 11/02/2030 INR	Corporate Bond	3.15
TAMIL NADU 7.660 27/12/2033 INR	Municipal Bond	2.24

Fixed income sector allocation (%)



Glossary



[www.assetmanagement.hsbc.com.hk/  
api/v1/download/document/  
lu0164865239/hk/en/glossary](https://www.assetmanagement.hsbc.com.hk/api/v1/download/document/lu0164865239/hk/en/glossary)

Important Information

The material contained herein is for marketing purposes and is for your information only. This document is not contractually binding nor are we required to provide this to you by any legislative provision. It does not constitute legal, tax or investment advice or a recommendation to any reader of this material to buy or sell investments. You must not, therefore, rely on the content of this document when making any investment decisions.

Investors should not invest in the Fund solely based on the information provided in this document and should read the offering document of the Fund for details.

This document is prepared for general information purposes only and does not have any regard to the specific investment objectives, financial situation and the particular needs of any specific person who may receive it. Any views and opinions expressed are subject to change without notice. This document does not constitute an offering document and should not be construed as a recommendation, an offer to sell or the solicitation of an offer to purchase or subscribe to any investment. Any forecast, projection or target where provided is indicative only and is not guaranteed in any way. HSBC Asset Management accepts no liability for any failure to meet such forecast, projection or target. HSBC Asset Management has based this document on information obtained from sources it reasonably believes to be reliable. However, HSBC Asset Management does not warrant, guarantee or represent, expressly or by implication, the accuracy, validity or completeness of such information. Investment involves risk. Past performance is not indicative of future performance. Please refer to the offering document for further details including the risk factors. This document has not been reviewed by the Securities and Futures Commission. Copyright © HSBC Global Asset Management (Hong Kong) Limited 2025. All rights reserved. This document is issued by HSBC Global Asset Management (Hong Kong) Limited.

**For definition of terms, please refer to the Glossary QR code.**  
**Source: HSBC Asset Management, data as at 31 May 2025**