

## HSBC Collective Investment Trust

# HSBC Evolving Asia Equity Fund

Monthly report 30 April 2025 | Share class AC-HKD

Fund center



## Risk Disclosure

- The Fund mainly invests in equities in Asia Pacific region (excluding Japan) which positioned to benefit from one or more themes. Themes will be derived from three mega trends (aging population, technological innovation and societal change) that have capacity to change the social, economic and political landscape in the Asia Pacific region (excluding Japan) over the long term.
- The Fund may invest in onshore Mainland China market through Stock Connect, China A-shares /B-shares and China A-shares Access Products. Such investments involve additional risks, including the risks associated with China's tax rules and practices, RMB conversion and currency risks.
- The Fund may invest in stocks listed on the ChiNext Board of the Shenzhen Stock Exchange and/or the Science and Technology Innovation Board of the Shanghai Stock Exchange which may be subject to additional liquidity, volatility, overvaluation, delisting and concentration risks.
- The Fund may focus its investments in specific themes and may increase concentration risk.
- The Fund may invest in financial derivative instruments for investment purpose which may lead to higher volatility to its net asset value.
- The Fund's investments may involve substantial credit, currency, volatility, liquidity, equity market, geographical concentration, emerging market risks, risk associated with small/mid-capitalisation companies, investment strategy, interest rate, tax and political risks. Investors may suffer substantial loss of their investments in the Fund.
- Investors should not invest solely based on factsheet and should read the offering documents for details.



## Investment objective

The Fund aims to provide long term total return by investing in a portfolio of equities.



## Investment strategy

The Sub-Fund aims to provide long term total return by investing in a portfolio of equities. The Sub-Fund aims to deliver its investment objective by gaining exposure to companies positioned to benefit from one or more themes (the "Themes"). Such Themes will be derived from three mega trends (aging population, technological innovation and societal change) that have the capacity to change the social, economic and political landscape in the Asia Pacific region (excluding Japan) over the long term. Themes may be interconnected and may include, but are not limited to, internet of things, medical innovation, digital access etc. Themes are proprietary to HSBC and subject to ongoing research and may change over time as new Themes are identified. The Investment Adviser aims to identify companies that have exposure to such Themes and will have full discretion to identify such companies using its own analysis and proprietary research. There is no guarantee that the Investment Adviser will always successfully identify companies exposed to the Themes and that such companies will benefit from exposure to the Themes.

## Share Class Details

### Key metrics

NAV per Share	<b>HKD 9.54</b>
Volatility 3 years	<b>19.18%</b>

### Fund facts

UCITS V compliant	<b>No</b>
Dividend treatment	<b>Accumulating</b>
Dealing frequency	<b>Daily</b>
Share Class Base Currency	<b>HKD</b>
Domicile	<b>Hong Kong SAR</b>
Inception date	<b>25 November 2020</b>
Fund Size	<b>USD 20,265,716</b>
Managers	<b>Sanjiv Duggal Tian Chen</b>

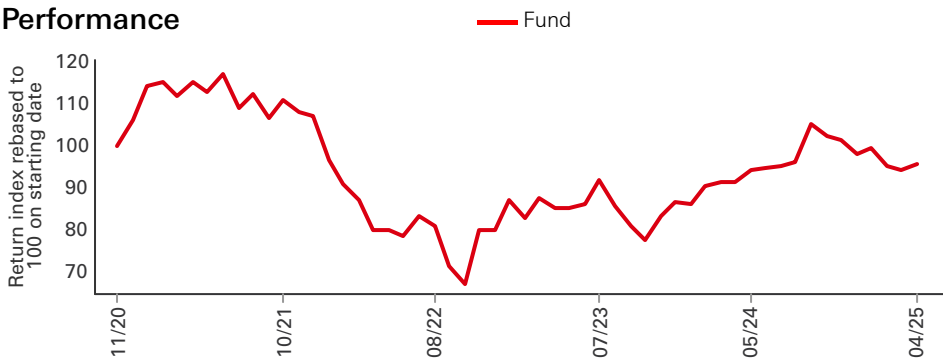
### Fees and expenses

Minimum initial investment (HK)	<b>HKD 10,000</b>
Maximum initial charge (HK)	<b>4.500%</b>
Management fee	<b>1.500%</b>

### Codes

ISIN	<b>HK0000656980</b>
Bloomberg ticker	<b>HSEAEAH HK</b>

Performance



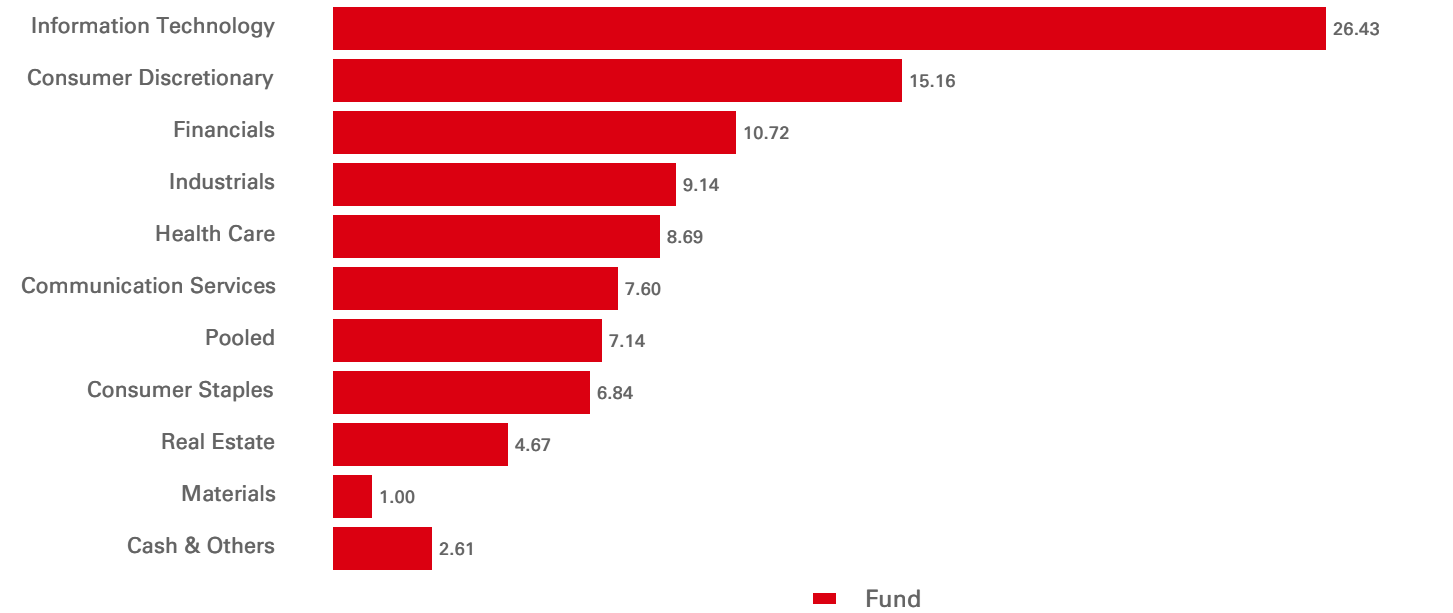
Performance (%)	YTD	1 month	3 months	6 months	1 year	3 years	5 years	Since Inception
AC-HKD	-2.47	1.74	-3.83	-6.42	4.68	20.01	--	-4.62

Calendar year performance (%)	2020	2021	2022	2023	2024
AC-HKD	5.68	1.29	-25.48	8.26	13.25

The calendar year return of the first year is calculated between share class inception date and calendar year end of first year if the share class has less than 5-year history. Results are cumulative

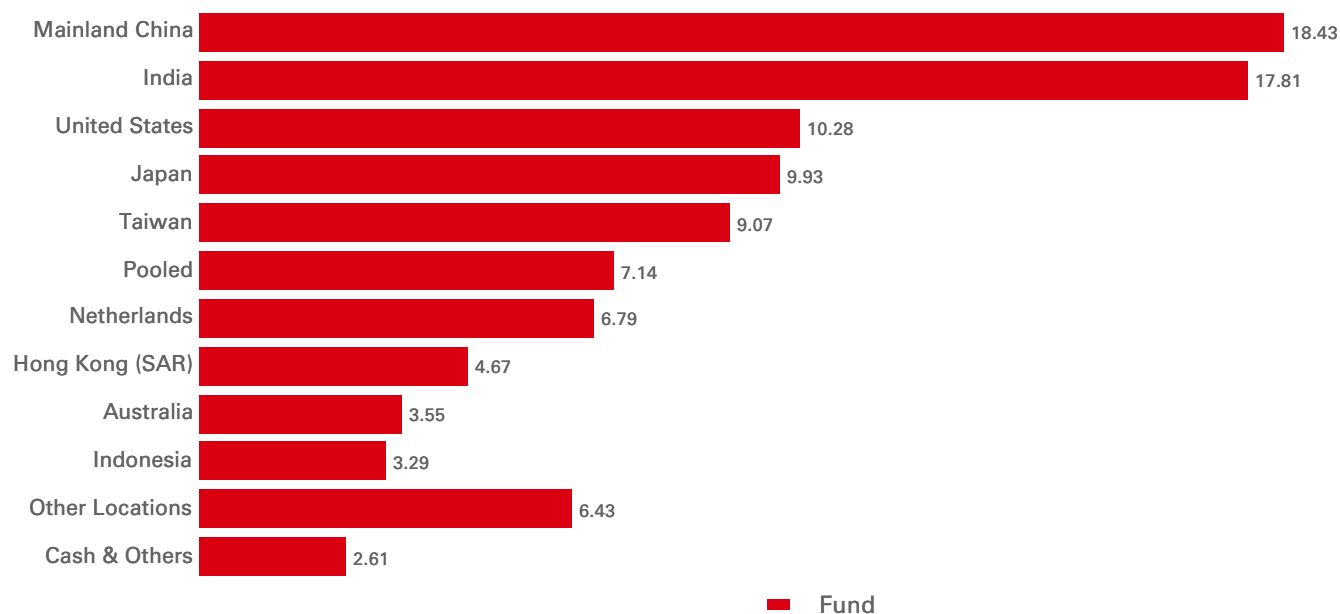
Equity characteristics	Fund	Reference benchmark	3-Year Risk Measures	AC-HKD	Reference benchmark
No. of holdings ex cash	34	--	Volatility	19.18%	--
Average Market Cap (USD Mil)	103,402	147,012	Beta	--	--

Sector Allocation (%)



Past performance does not predict future returns. The figures are calculated in the share class base currency, NAV to NAV basis with dividend reinvested, net of fees. If investment performance is not denominated in HKD or USD, HKD or USD based investors are exposed to exchange rate fluctuations. \*The fund may pay dividends out of capital or gross of expenses. For definition of terms, please refer to the Glossary QR code.  
Source: HSBC Asset Management, data as at 30 April 2025

## Geographical Allocation (%)



Top 10 Holdings	Sector	Weight (%)
Taiwan Semiconductor Co Ltd	Information Technology	5.73
AIA Group Ltd	Financials	4.67
DLF Ltd	Real Estate	4.67
Prosus NV	Consumer Discretionary	4.64
Baidu Inc	Communication Services	4.26
Rigaku Holdings Corp	Information Technology	3.98
Meituan	Consumer Discretionary	3.58
Varun Beverages Ltd	Consumer Staples	3.55
Hoya Corp	Health Care	3.47
Chung-Hsin Electric & Machiner	Industrials	3.34

Follow us on:



Website:

[www.assetmanagement.hsbc.com/hk](http://www.assetmanagement.hsbc.com/hk)

---

#### Glossary



[www.assetmanagement.hsbc.com/hk/  
api/v1/download/document/  
lu0164865239/hk/en/glossary](http://www.assetmanagement.hsbc.com/hk/api/v1/download/document/lu0164865239/hk/en/glossary)

## Index Disclaimer

Source: MSCI. The MSCI information may only be used for your internal use, may not be reproduced or disseminated in any form and may not be used as a basis for or a component of any financial instruments or products or indices. None of the MSCI information is intended to constitute investment advice or a recommendation to make (or refrain from making) any kind of investment decision and may not be relied on as such. Historical data and analysis should not be taken as an indication or guarantee of any future performance analysis, forecast or prediction. The MSCI information is provided on an “as is” basis and the user of this information assumes the entire risk of any use made of this information. MSCI, each of its affiliates and each other person involved in or related to compiling, computing or creating any MSCI information (collectively, the “MSCI Parties”) expressly disclaims all warranties (including, without limitation, any warranties of originality, accuracy, completeness, timeliness, non-infringement, merchantability and fitness for a particular purpose) with respect to this information. Without limiting any of the foregoing, in no event shall any MSCI Party have any liability for any direct, indirect, special, incidental, punitive, consequential (including, without limitation, lost profits) or any other damages. ([www.msci.com](http://www.msci.com))

## Important Information

The material contained herein is for marketing purposes and is for your information only. This document is not contractually binding nor are we required to provide this to you by any legislative provision. It does not constitute legal, tax or investment advice or a recommendation to any reader of this material to buy or sell investments. You must not, therefore, rely on the content of this document when making any investment decisions.

Investors should not invest in the Fund solely based on the information provided in this document and should read the offering document of the Fund for details.

This document is prepared for general information purposes only and does not have any regard to the specific investment objectives, financial situation and the particular needs of any specific person who may receive it. Any views and opinions expressed are subject to change without notice. This document does not constitute an offering document and should not be construed as a recommendation, an offer to sell or the solicitation of an offer to purchase or subscribe to any investment. Any forecast, projection or target where provided is indicative only and is not guaranteed in any way. HSBC Asset Management accepts no liability for any failure to meet such forecast, projection or target. HSBC Asset Management has based this document on information obtained from sources it reasonably believes to be reliable. However, HSBC Asset Management does not warrant, guarantee or represent, expressly or by implication, the accuracy, validity or completeness of such information. Investment involves risk. Past performance is not indicative of future performance. Please refer to the offering document for further details including the risk factors. This document has not been reviewed by the Securities and Futures Commission. Copyright © HSBC Global Asset Management (Hong Kong) Limited 2025. All rights reserved. This document is issued by HSBC Global Asset Management (Hong Kong) Limited.

**For definition of terms, please refer to the Glossary QR code.**  
**Source: HSBC Asset Management, data as at 30 April 2025**