

HSBC Global Money Funds

US Dollar

Monthly report 30 April 2026 | Share class C

Fund center



Risk Disclosure

- The Fund invests mainly in United States dollar short term deposits and high quality money market instruments.
- The Fund's investments may involve credit, credit rating, liquidity, volatility, currency, tax, geographic concentration, interest rate, valuation and political risks and risks related to general debt securities, sovereign debt and money market funds.
- The purchase of the units of the Fund is not the same as placing funds on deposit with a bank or deposit taking company. The Fund has no obligation to redeem units at their offering value and the Fund is not subject to the supervision of the Hong Kong Monetary Authority. Unit trusts are NOT equivalent to time deposits. Investors may not recoup the original amount invested in the Fund.
- Investors should not invest solely based on factsheet and should read the offering documents for details.

Investment objective

The Fund aims to preserve capital and provide daily liquidity together with an investment return that is comparable to US sovereign money market rate in the base currency of the Fund. However, preservation of capital is not guaranteed. The Managers may only invest in short-term deposit and other money market instruments. At least 70% of the Fund's net asset value will be invested in US dollar-denominated short-term deposits and money market instruments issued by governments, quasi-governments, international organizations, financial institutions and other corporations.

Share Class Details

Key metrics

NAV per Share **USD 1.21**

Fund facts

UCITS V compliant	No
Dividend treatment	Accumulating
Dealing frequency	Daily
Dealing cut off time	11:00 Hong Kong SAR
Share Class Base Currency	USD
Domicile	Hong Kong SAR
Inception date	4 January 2019
Fund Size	USD 840,476,455
Managers	Gordon Rodrigues Catherine NY Tsang

Fees and expenses

Management fee **0.300%**

Codes

ISIN	HK0000465952
Bloomberg ticker	HSBGMUC HK

Characteristics

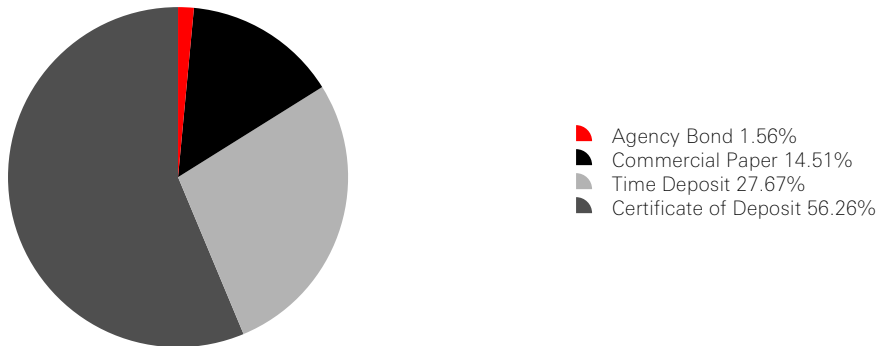
Weighted average maturity	44
Weighted average life	44

Performance (%)	YTD	1 month	3 months	6 months	1 year	3 years	5 years
C	1.15	0.28	0.85	1.78	3.87	14.57	18.03

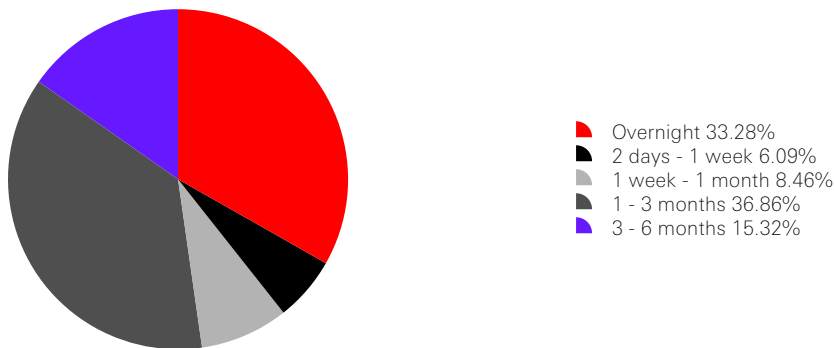
Calendar year performance (%)	2021	2022	2023	2024	2025
C	0.04	1.50	5.01	5.13	4.11

The calendar year return of the first year is calculated between share class inception date and calendar year end of first year if the share class has less than 5-year history. Results are cumulative

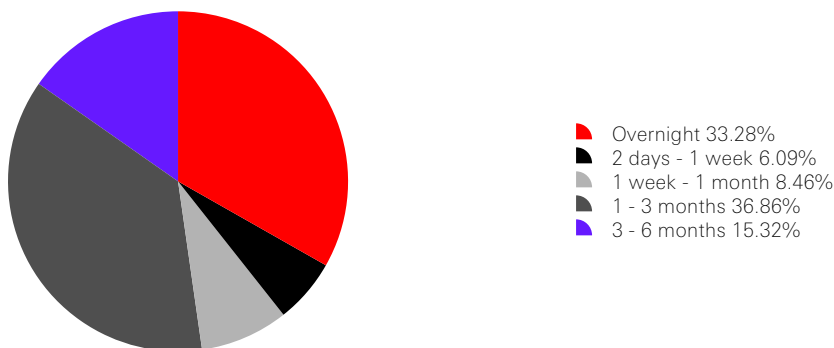
Instrument mix (%)



Maturity ladder (LIIGs) (%)




Maturity ladder (SFC) (%)



Past performance does not predict future returns. The figures are calculated in the share class base currency, NAV to NAV basis with dividend reinvested, net of fees. If investment performance is not denominated in HKD or USD, HKD or USD based investors are exposed to exchange rate fluctuations. *The fund may pay dividends out of capital or gross of expenses. SFC's definition of maturity ladder includes physical maturities only, while Liquidity Internal Investment Guidelines (LIIGs) include all T-bills for Weekly Liquid Asset (WLA). For definition of terms, please refer to the Glossary QR code. Source: HSBC Asset Management, data as at 30 April 2026

Top 10 issuers	Weight (%)
Societe Generale SA/Hong Kong	9.89
Toronto-Dominion Bank/London	9.37
ING Bank NV	9.37
Agence Centrale des Organismes de Securite Sociale	5.08
Bank of China Ltd/Singapore	4.77
China Development Bank/Hong Kong	4.51
Agricultural Bank of China Ltd/Hong Kong	4.41
KEB Hana Bank/Hong Kong	4.15
Shinhan Bank/Singapore	4.15
MUFG Bank Ltd/Sydney	4.14

Follow us on:



Website:

www.assetmanagement.hsbc.com/hk

Glossary



[www.assetmanagement.hsbc.com/hk/
api/v1/download/document/
lu0164865239/hk/en/glossary](http://www.assetmanagement.hsbc.com/hk/api/v1/download/document/lu0164865239/hk/en/glossary)

Important Information

The material contained herein is for marketing purposes and is for your information only. This document is not contractually binding nor are we required to provide this to you by any legislative provision. It does not constitute legal, tax or investment advice or a recommendation to any reader of this material to buy or sell investments. You must not, therefore, rely on the content of this document when making any investment decisions.

Investors should not invest in the Fund solely based on the information provided in this document and should read the offering document of the Fund for details.

This document is prepared for general information purposes only and does not have any regard to the specific investment objectives, financial situation and the particular needs of any specific person who may receive it. Any views and opinions expressed are subject to change without notice. This document does not constitute an offering document and should not be construed as a recommendation, an offer to sell or the solicitation of an offer to purchase or subscribe to any investment. Any forecast, projection or target where provided is indicative only and is not guaranteed in any way. HSBC Asset Management accepts no liability for any failure to meet such forecast, projection or target. HSBC Asset Management has based this document on information obtained from sources it reasonably believes to be reliable. However, HSBC Asset Management does not warrant, guarantee or represent, expressly or by implication, the accuracy, validity or completeness of such information. Investment involves risk. Past performance is not indicative of future performance. Please refer to the offering document for further details including the risk factors. This document has not been reviewed by the Securities and Futures Commission. Copyright © HSBC Global Asset Management (Hong Kong) Limited 2026. All rights reserved. This document is issued by HSBC Global Asset Management (Hong Kong) Limited.

For definition of terms, please refer to the Glossary QR code.
Source: HSBC Asset Management, data as at 30 April 2026