

Asset Management

Important information:

- The Fund invests mainly in Asia Pacific (excluding Japan) equities and bonds, and may invest in other funds to achieve its investment objectives.
- The Fund may pay dividends out of capital or gross of expenses. Dividend is not guaranteed and may result in capital erosion and reduction in net asset value.
- The Fund may invest in financial derivative instruments for investment purpose which may lead to higher volatility to its net asset value.
- The Fund's investments may involve substantial credit, credit rating, currency, volatility, liquidity, interest rate, valuation, general equity market, general debt securities, sovereign debt, non-investment grade and unrated debt securities, asset allocation strategy, geographic concentration and emerging market risks, risk associated with small/mid-capitalisation companies, risk of investment in other collective investment schemes, tax and political risks. Investors may suffer substantial loss of their investments in the Fund.
- Base Currency Hedged Share Classes or RMB denominated class are subject to higher currency and exchange rate risks.
- Investors should not invest solely based on this document and should read the offering documents for details.

HSBC Global Investment Funds

Managed Solutions – Asia Focused Income



HSBC

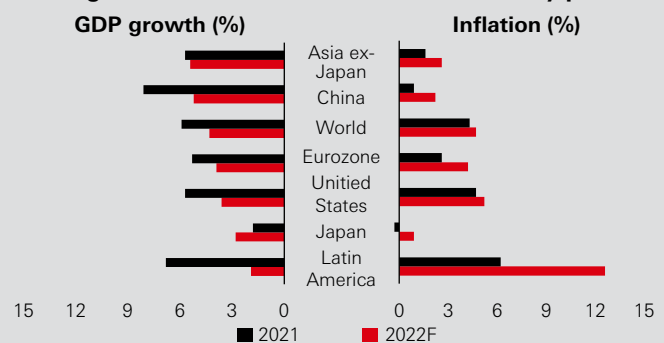
Opening up a world of opportunity

Why consider the Fund?

1. Better growth prospect in Asia with moderate inflationary pressure

- ◆ Global growth has slowed amid policy normalisation in a post-COVID world, but Asia is offering a better growth prospect with less vulnerability to geopolitical risks
- ◆ Inflation risk in industrial Asia is relatively manageable, setting a tone for more gradual policy normalisation; China has recently taken accommodative policy measures to support the economy

Better growth in Asia with moderate inflationary pressure

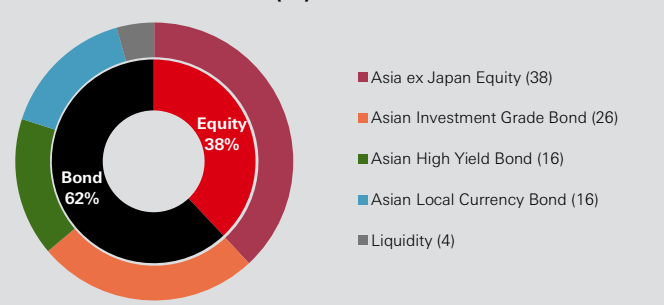


Source: Bloomberg, as of 9 March 2022. Any forecast, projection or target where provided is indicative only and is not guaranteed in any way. HSBC accepts no liability for any failure to meet such forecast, projection or target. For reference only.

2. Active asset allocation in a diversified Asian portfolio

- ◆ The Fund invests in Asian (including Asia-Pacific and excluding Japan) based income oriented assets in both fixed income and equity markets
- ◆ Asian economies are very diverse in their characteristics and are also less correlated to global markets, thus offering diversification benefit and thereby reducing the overall portfolio risk

Fund asset allocation (%)

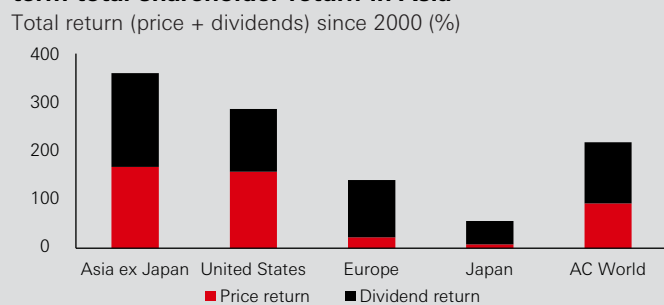


Source: HSBC Asset Management, as of 31 March 2022.

3. Opportunities in Asian assets

- ◆ In a volatile environment, Asian equities provide a good source of potential income as dividends account for a significant portion of long-term shareholder return
- ◆ Following recent market corrections driven by external factors such as geopolitics, Asian assets present good long term value with attractive valuations in both equity and bond markets

Dividends are a significant piece of potential long-term total shareholder return in Asia



Source: Bloomberg, MSCI, data between 31 December 1999 through 31 December 2021. Regions are represented by respective MSCI indices.

4. Attractive income potential

- ◆ Adopting a balanced approach with an Asian focus, the fund is suitable for investors seeking income and moderate growth
- ◆ The Fund seeks to provide monthly income (class AM only); the latest annualised dividend yield (Class AM2) is 4.93%¹ (dividend is not guaranteed and may be paid out of capital)

Fund performance (Class AM2)

Cumulative (% , USD)					
	2022 YTD	3M	1Y	3Y	5Y
	-6.1	-6.1	-10.8	5.3	12.9

Calendar year (% , USD)					
	2021	2020	2019	2018	2017
	-4.7	10.0	13.6	-6.8	14.3

Source: HSBC Asset Management, as of 31 March 2022. NAV to NAV in USD with dividend reinvested, net of fees. Past performance is not indicative of future performance.

Note 1: Source: HSBC Asset Management, as of 30 March 2022. Dividend is not guaranteed and may be paid out of capital, which will result in capital erosion and reduction in net asset value. A positive distribution yield does not imply a positive return. Past distribution yields and payments do not represent future distribution yields and payments. Historical payments may be comprised of both distributed income and capital. The calculation method of annualised yield: $((1 + (\text{dividend amount} / \text{ex-dividend NAV}))^{12}) - 1$. The annualized dividend yield is calculated base on the dividend distribution on the relevant date with dividend reinvested, and may be higher or lower than the actual annual dividend yield.

Investment objective

The Fund invests for income and moderate capital growth through an active asset allocation in a diversified portfolio of fixed income and equity securities as well as money market and cash instruments.

Potential risks

- ◆ **Investment risk:** The Fund's investment portfolio may fall in value due to any of the key risk factors below and therefore your investment in the Fund may suffer losses. There is no guarantee of the repayment of principal
- ◆ **General Liquidity risk:** The Fund's investment portfolio will be exposed to liquidity risks – meaning it may take time to sell assets and/or assets may need to be sold at a discount. This risk is greater in exceptional market conditions when a large number of market participants may seek to liquidate their investments which may include the Fund. The Fund may employ a number of techniques to manage liquidity including pricing adjustments and temporarily suspending redemptions
- ◆ **Currency risk:** Where the currency of the underlying assets differs to the currency used to quote a share's price, such price may be affected unfavourably by fluctuations in exchange rates between these currencies or, in the case of Currency Hedged Share Classes, between the currency of the underlying assets and the Base Currency. Exchange rates may be affected by changes to exchange rate controls amongst other political and economic events
- ◆ **General equity market risk:** The Fund's investment in equity securities is subject to general market risks, whose value may be adversely impacted due to various factors, such as changes in investment sentiment, political and economic conditions, liquidity risks and issuer-specific factors. Further, risks may be exacerbated for certain markets and segments (e.g. smaller capitalization companies)
- ◆ **General debt securities risks:** the Fund is subject to credit risk, credit rating risk, Interest rate risk, valuation risk, non-investment grade and unrated debt securities risks, and sovereign debt risk
- ◆ **Asset allocation strategy risk:** The investments of the Fund may be periodically rebalanced and therefore the Fund may incur greater transaction costs than a fund employing a buy-and-hold allocation strategy
- ◆ **Geographic concentration risk:** The Fund's investments are concentrated in Asia. The value of the Fund may be more volatile than that of a fund having a more diverse portfolio of investments. Further, the value of the Fund may be more susceptible to adverse economic, political, policy, foreign exchange, liquidity, tax, legal or regulatory event affecting such geographical region(s)
- ◆ **Emerging market risk:** The Fund invests in emerging markets which may involve increased risks and special considerations not typically associated with investment in more developed markets, such as greater liquidity risks, currency risks/control, political and economic uncertainties, legal and taxation risks, settlement risks, custody risk and the likelihood of a higher degree of volatility
- ◆ **Risk associated with small/mid-capitalisation companies:** The stock of small/mid-capitalisation companies may be exposed to greater liquidity risk, be more volatile and be more sensitive to adverse economic developments than those of larger capitalisation companies in general
- ◆ **Derivative instrument risk:** Risks associated with financial derivative instruments include counterparty/credit risk, greater liquidity risk, valuation risk and volatility risk. The use of derivatives for investment purposes may involve leverage. Leverage can result in a loss significantly greater than the amount invested in derivatives by the Fund leading to a higher risk of significant loss by the Fund

For details of risk factors, please refer to the offering documents.

Fund details

Fund size:	USD559 million ²	Minimum investment:	USD1,000 / HKD10,000 / AUD1,500 / EUR850 / RMB10,000
Inception date:	25 May 2012 (Class AM2, AM2HKD) 4 March 2013 (Class AM3OAU) 8 February 2013 (Class AM3OEU) 19 April 2018 (Class AM3ORMB)	Subscription fee:	Up to 3% of the total subscription amount
Share class:	AM2, AM2HKD, AM3OAU, AM3OEU, AM3ORMB	Management fee:	Up to 1.25% per annum
Base currency:	USD	Switching fee:	Up to 1% of the Switch-Out proceeds
Share class currency:	USD / HKD / AUD / EUR / RMB	Dealing:	Daily
		Dividend policy³:	Monthly, if any (dividend is not guaranteed and may be paid out of capital)
		Fund Manager:	Denis Gould

2. Source: HSBC Asset Management, as of 31 March 2022. 3. Dividend is not guaranteed and may be paid out of capital which will result in capital erosion and reduction in net asset value.

This document is prepared for general information purposes only and does not have any regard to the specific investment objectives, financial situation and the particular needs of any specific person who may receive it. Any views and opinions expressed are subject to change without notice. This document does not constitute an offering document and should not be construed as a recommendation, an offer to sell or the solicitation of an offer to purchase or subscribe to any investment. Any forecast, projection or target where provided is indicative only and is not guaranteed in any way. HSBC Global Asset Management (Hong Kong) Limited ("AMHK") accepts no liability for any failure to meet such forecast, projection or target. AMHK has based this document on information obtained from sources it reasonably believes to be reliable. However, AMHK does not warrant, guarantee or represent, expressly or by implication, the accuracy, validity or completeness of such information. Investment involves risk. Past performance is not indicative of future performance. Please refer to the offering document for further details including the risk factors. This document has not been reviewed by the Securities and Futures Commission.

Copyright © HSBC Global Asset Management (Hong Kong) Limited 2022. All rights reserved. This document is issued by HSBC Global Asset Management (Hong Kong) Limited.
<https://www.assetmanagement.hsbc.com/hk>