

Important Information:

- The Fund invests mainly in fixed income securities with an average duration between 6 months and 3 years.
- The Fund may pay dividends out of capital or gross of expenses. Dividend is not guaranteed and may result in capital erosion and reduction in net asset value.
- The Fund may invest in financial derivative instruments for investment purpose which may lead to higher volatility to its net asset value.
- The Fund's investments may involve substantial credit, credit rating, currency, volatility, liquidity, general debt securities, non-investment grade and unrated debt securities, sovereign debt, emerging markets, interest rate, valuation, tax and political risks. Investors may suffer substantial loss of their investments in the Fund.
- Portfolio Currency Hedged Share Classes or RMB denominated class are subject to higher currency and exchange rate risks.
- Investors should not invest solely based on this document and should read the offering documents for details.

HSBC Global Investment Funds

Global Short Duration Bond



Why consider the Fund?

1. Short-term bonds are more resistant to rate movement

- Despite the tight financial conditions including GDP and profits slowdown in the West, policy rate will remain at high level in 1H2024 before normalisation
- The Fund mainly invests in short-term bonds[^] (with an effective duration of 2.69 years)¹, which are more resistant to interest rate fluctuations, and can serve as a defensive positioning against market volatility

[^] The Fund aims to provide long term total return by investing in a portfolio of bonds with an average duration expected to be between 6 months and 3 years. Source: US Federal Reserve, as of December 2023. *Longer run figure is headline PCE Inflation rather than core PCE.

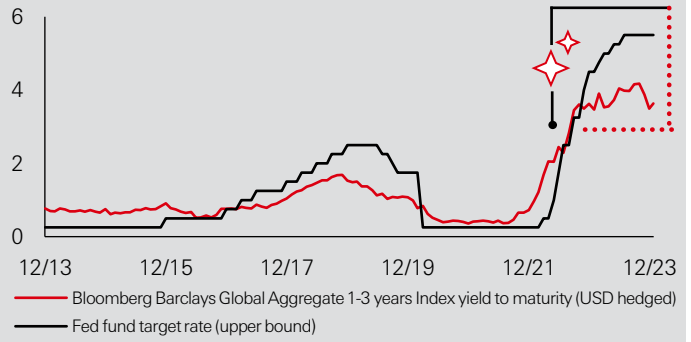
US Federal Open Market Committee's summary of economic projections

	2023	2024	2025	Longer run
GDP (% yoy)	2.6	1.4	1.8	1.8
Unemployment rate (%)	3.8	4.1	4.1	4.1
Core PCE inflation (%)	3.2	2.4	2.3	2.0*
Fed funds rate (%)	5.4	4.6	3.6	2.5

2. Take advantage of the currently appealing yields

- From an historical perspective, yields in the short duration credit space remain at attractive levels
- The Fund could take advantage of the attractive current yields of the short term investment grade credit markets and provide potential income streams

Short-term bond yields at attractive levels (%)



Source: Bloomberg, HSBC Asset Management, as of 24 January 2024.

3. Attractive monthly income potential

- The Fund seeks to provide an appealing potential income stream (Class AM only)
- The latest annualised dividend yield of Class AM2-USD is 6.41%² (dividend is not guaranteed and may be paid out of capital)

Dividend record of Class AM2-USD (dividend is not guaranteed and may be paid out of capital)

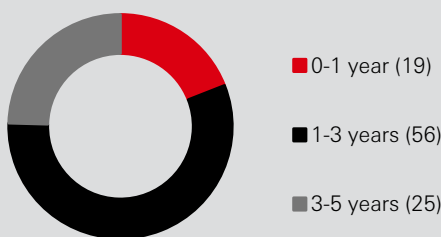
Ex-dividend month	Annualised yield ²
December 2023	6.41%
November 2023	6.40%
October 2023	6.43%

Source: HSBC Asset Management, as of 31 December 2023.

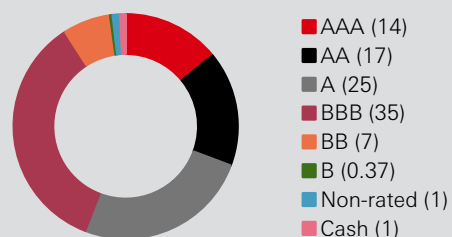
4. High quality assets provide better diversification

- The Fund invests in a diversified, multi-sector mix of investment-grade bonds globally, with an average credit rating of A/A-¹
- The high quality assets in the portfolio with global diversification help provide a relatively defensive characteristic, reducing volatility in an uncertain economic environment

Duration allocation (%)



Credit allocation (%)

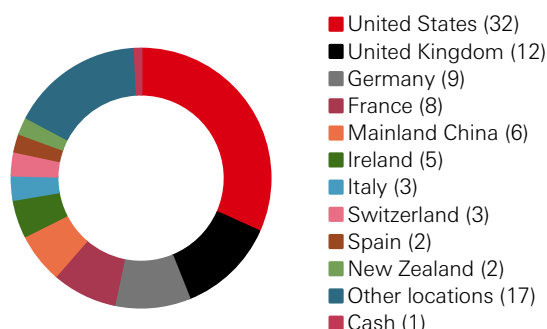


Source: HSBC Asset Management, as of 31 December 2023.

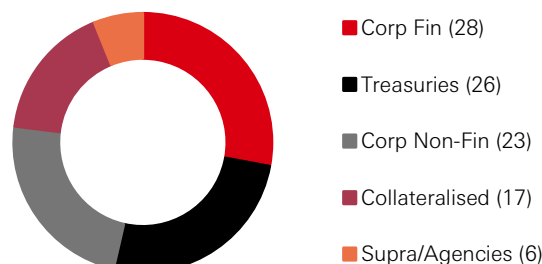
1. Source: HSBC Asset Management, as of 31 December 2023. 2. Dividend is not guaranteed and may be paid out of capital, which will result in capital erosion and reduction in net asset value. A positive distribution yield does not imply a positive return. Past distribution yields and payments do not represent future distribution yields and payments. Historical payments may be comprised of both distributed income and capital. The calculation method of annualised yield: $((1 + (\text{dividend amount} / \text{ex-dividend NAV}))^{12}) - 1$. The annualized dividend yield is calculated based on the dividend distribution on the relevant date with dividend reinvested, and may be higher or lower than the actual annual dividend yield.

Asset allocation (%) ³

Geographical allocation



Sector allocation



Investment objective

The Fund aims to provide long term total return by investing in a portfolio of bonds with an average duration expected to be between 6 months and 3 years.

Potential risks

- ◆ **Investment risk and volatility risk:** the Fund's investment portfolio may fall in value due to any of the key risk factors below and therefore your investment in the Fund may suffer losses. There is no guarantee of the repayment of principal
- ◆ **Interest rate risk:** Debt securities are typically subject to interest rate risk. In general, the prices of debt securities rise when interest rates fall, whilst their prices fall when interest rates rise
- ◆ **Credit risk:** the Fund is exposed to the credit/default risk of issuers of the debt securities that the Fund may invest in. In the event that an issuer of a debt security defaults on payment of principal or interest, the Fund could suffer substantial loss and the net asset value of the Fund could be adversely affected
- ◆ **Risks relating to debt securities:** the Fund is subject to valuation risk and credit rating risk
- ◆ **Derivative instrument risk:** the use of derivatives for investment purposes may involve leverage. Leverage can result in a loss significantly greater than the amount invested in derivatives by the Fund leading to a higher risk of significant loss by the Fund
- ◆ **Risk of Portfolio Currency Hedged classes:** Portfolio Currency Hedged Share Classes seek to minimise the effect of currency fluctuations between the Class Currency of a Share Class and the Base Currency of the relevant Fund such that the price in the Class Currency moves similarly to the price in the Base Currency
- ◆ **Risk associated with distribution out of/effectively out of capital:** For certain Classes, dividends may be paid out of capital or effectively out of capital which represents a return or withdrawal of part of an investor's original investment or from any capital gains attributable to that original investment. Any payment of dividends may result in an immediate reduction in the net asset value per share of the Class
- ◆ **Other risks:** general liquidity risk, currency risk, non-investment grade and unrated debt securities risk, sovereign debt risk, emerging markets risk, RMB denominated class risk

For details of risk factors, please refer to the offering documents.

Fund details

Fund size:	USD1.54 billion ⁴	Subscription fee:	Up to 3% of the total subscription amount
Inception date:	6 December 2018 (Class AM2, AM2HKD, AM3HAUD) 12 December 2018 (Class AM3HRMB)	Management fee:	0.50% per annum
Share class:	AM2, AM2HKD, AM3HAUD, AM3HRMB	Switching fee:	Up to 1.00% of the Switch-Out proceeds
Base currency:	USD	Dealing:	Daily
Share class currency:	USD / HKD / AUD / RMB	Dividend policy⁵:	Monthly, if any
Minimum investment:	USD1,000 / HKD10,000 / AUD1,500 / RMB10,000	Fund manager:	Ernst Josef Osiander, Oliver Boulind

4. Source: HSBC Asset Management, data as of 31 December 2023. 5. Dividend is not guaranteed and may be paid out of capital, which will result in erosion of capital and reduction in net asset value.

This document is prepared for general information purposes only and does not have any regard to the specific investment objectives, financial situation and the particular needs of any specific person who may receive it. Any views and opinions expressed are subject to change without notice. This document does not constitute an offering document and should not be construed as a recommendation, an offer to sell or the solicitation of an offer to purchase or subscribe to any investment. Any forecast, projection or target where provided is indicative only and is not guaranteed in any way. HSBC Global Asset Management (Hong Kong) Limited ("AMHK") accepts no liability for any failure to meet such forecast, projection or target. AMHK has based this document on information obtained from sources it reasonably believes to be reliable. However, AMHK does not warrant, guarantee or represent, expressly or by implication, the accuracy, validity or completeness of such information. Investment involves risk. Past performance is not indicative of future performance. Please refer to the offering document for further details including the risk factors. This document has not been reviewed by the Securities and Futures Commission.

Copyright © HSBC Global Asset Management (Hong Kong) Limited 2024. All rights reserved. This document is issued by HSBC Global Asset Management (Hong Kong) Limited.